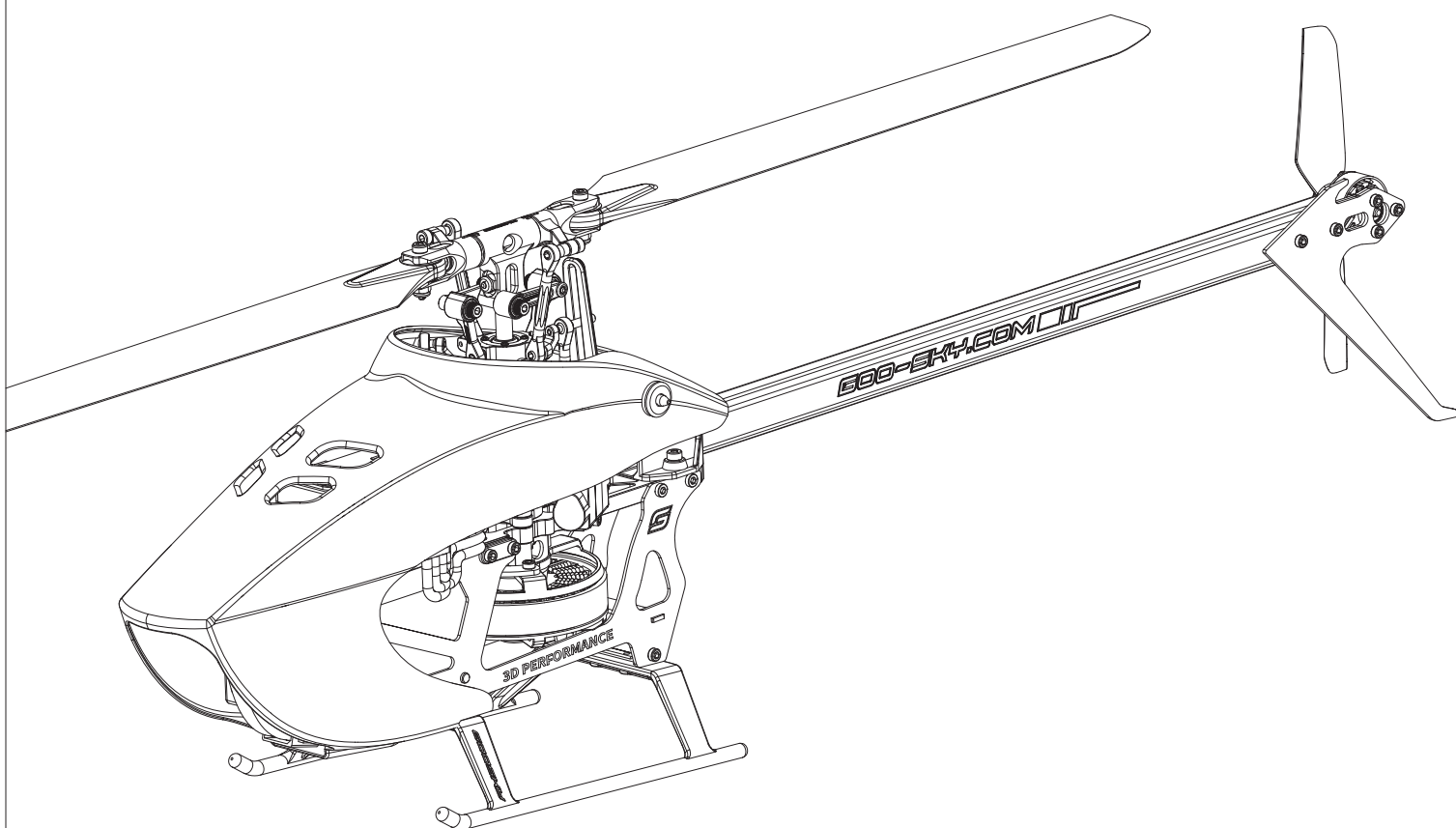


S2 Ultra

INSTRUCTION MANUAL

使用说明书



GOOSKY

#5 BY DESIGN

© 2025

Thank you for choosing Goosky series products. Before entering the world of remote control, it is essential to familiarize yourself with relevant knowledge and safety precautions to ensure a smooth learning experience. Prior to operation, please read this manual thoroughly. We are confident it will be a valuable resource. Please retain this manual for future reference.

感谢您选用谷天科技系列产品。




进入遥控世界前必须告诉您许多相关的知识与注意事项，以确保您能够在学习的过程中较得心应手。在开始操作之前，请务必仔细阅读本说明书，相信一定能够给您带来相当大的帮助，也请您妥善保管这本说明书，以作为日后参考。

Thank you for purchasing Goosky products. In order to use the S2 Ultra helicopter easily and conveniently, please read this manual in detail before assembling and operating this helicopter. At the same time, please keep this manual properly for future adjustment and maintenance reference. S2 Ultra is a new product developed by Goosky. No matter you are a beginner who needs stable flight or a flight enthusiast who pursues excellent performance, S2 Ultra is your best choice.

感谢您选购谷天科技公司产品，为了你容易方便使用S2 Ultra直升机，请您详细的阅读完这本说明书之后再进行组装以及操作这台直升机，同时请您妥善保存这本说明书，作为日后进行调整以及维修的参考。

S2 Ultra是由谷天科技有限公司自行研发的新产品，不论您是需求飞行稳定的初学者还是追求性能卓越的飞行爱好者。S2 Ultra将是您最佳的选择。

WARNING LABEL LEGEND 标志代表含义

 WARNING 警告	Misuse of these operating instructions could result in property damage or serious injury. 因为疏忽这些操作说明，而使用错误可能造成财产损失或严重伤害。
 CAUTION 注意	Incorrect use can be dangerous by ignoring these operating instructions. 因为疏忽这些操作说明，而使用错误可能造成危险。
 FORBIDDEN 禁止	Do not attempt the operation in any prohibited environment. 在任何禁止的环境下，请勿尝试操作。

IMPORTANT NOTES 重要声明

S2 Ultra remote control helicopter is not a toy, it is a leisure product designed by combining many high-tech products. Improper use or unfamiliarity of the product may cause serious injury or even death. Please read this manual carefully before using. Pay attention to your own safety.

Notice! For the use of any remote control helicopter, the manufacturer and distributor cannot take any responsibility for the user's accident caused by abnormal wear and tear of parts or improper assembly. This product is provided for adults who have experience in operating model helicopters or have equivalent skills. The company will guide the flight in the local legal remote control flight field to ensure safe and error-free operation and use. After the product is sold, the company will not be responsible for any performance and safety responsibility for any operation and use control.

S2 Ultra遥控直升机并非玩具，它是结合了许多高科技产品所设计出来的休闲用品，所以商品的使用不当或者不熟悉都可能会造成严重伤害甚至死亡，使用之前请务必仔细阅读本说明书，勿轻忽并注意自身安全。

注意！任何遥控直升机的使用，制造商和经销商是无法对使用者于零件使用的损耗异常或组装不当所发生之意外负任何责任，本产品是提供给有操作过模型直升机经验的成人或者有相当技术的人员在旁指导于当地合法遥控飞行场飞行，以确保安全无误下操作使用，产品售出后该公司将不负任何操作和使用控制上的任何性能与安全责任。

Model products are consumable products that require high operating skills. If they are disassembled and used, the parts will be damaged in various situations. If the products are defective or unsatisfactory due to any use, they will not be replaced with new products within the warranty conditions. Or return the product, in case of operation and maintenance problems, the company's global branches or agents will provide technical guidance and special parts supply services.

模型商品属于需高操作技术且为消耗性之商品，如经拆装使用后，会造成不等情况零件损耗，任何使用情况所造成的商品不良或不满意，将无发于保固条件内更换新品或者退货，如遇有使用操作维修问题，本公司全球分公司或者代理商将提供技术指导，特价零件供应服务。

SAFETY NOTES 安全注意事项



Remote control model airplanes and helicopters are high-risk commodities, and they must be kept away from crowds when flying. Improper assembly or damaged parts, poor electronic control equipment, and unfamiliar handling may lead to unforeseen accidents such as loss of control and damage to the flight. Please pay attention to flight safety and understand the responsibility for any accident caused by your own negligence.

遥控模型飞机、直升机属于高危险性商品，飞行时务必远离人群，人为组装不当或机件损坏，电子控制设备不良，以及操控上的不熟悉、都有可能导致飞行失控损伤等不可预期的意外，请飞行者务必注意飞行安全，并需了解自负疏忽所造成的任何意外之责任。



LOCATE AN APPROPRIATE LOCATION 远离障碍物及人群

Helicopter flying has a certain speed, which is relatively potentially dangerous. The choice of venue is also relatively important. Please abide by local laws and regulations and go to a legal remote control flight venue to fly. You must pay attention to whether there are people, high-rises, buildings, high-voltage wires, trees, etc. around, so as to avoid damage to your own or other people's property caused by improper manipulation. When practicing for the first time, be sure to choose to fly in an open, legal and exclusive flight site and properly match the training rack, which will greatly reduce the damage caused by flight errors. Do not operate in bad weather such as rainy days and thunderstorms to ensure the safety of yourself and the body.

直升机飞行时具有一定的速度，相对的也潜在着危险性，场地的选择也相对的重要，请遵守当地的法律法规到合法的遥控飞行场地去飞行。

必须注意周边有没有人、高楼、建筑物、高压电线、树木等等、避免操控的不当造成自己或他人的财产损坏。


初次练习时，务必选择在空旷合法专属飞行场地并适当搭配练习架飞行，这对于飞行失误所造成的损伤将会大幅的降低。请勿在下雨天、打雷等恶劣天气下操作，以确保本身及机体的安全。



PREVENT MOISTURE 远离潮湿环境

The interior of the helicopter is also composed of precise electronic parts, so it must be absolutely protected from damp or moisture. Avoid using it in the bathroom or in rainy days, to prevent moisture from entering the interior of the fuselage and causing the failure of the parts and electronic parts, resulting in unexpected accidents!

直升机内部也是由精密的电子零件组成，所以必须绝对的防止潮湿或水气，避免在浴室或雨天时使用，防止水气进入机身内部而导致机件及电子零件故障而引发不可预期的意外！



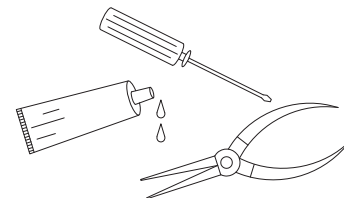
PREVENT OPETATION 勿不当使用本产品

Do not modify and process by yourself. For any upgrade, modification or repair, please use the parts in the product catalog of GOOSKY to ensure the safety of the structure.

Please confirm to operate within the product limits, do not use overload, and do not use it for other illegal purposes other than safety and laws.

请勿自行改造加工，任何的升级改装或维修，请使用谷天科技产品目录中的零件，以确保结构的安全。

请确认于产品界限内操作，请勿过载使用，并勿用于安全、法令外其他非法用途。




OBTAIN THE ASSISTANCE OF AN EXPERIENCED PILOT 避免独自操控

Before arriving at the flight site, it is necessary to confirm whether there are friends of the same frequency flying, because turning on the transmitter of the same frequency will cause unexpected dangers such as immediate interference with others.

Remote control aircraft control skills are difficult in the early stage of learning. It is necessary to avoid operating the flight alone as much as possible, and it needs the guidance of an experienced person to control the flight. Diligent practice of computer simulators and veteran guidance is a necessary choice for entry

至飞行场地前，需确认是否有相同频率的同好正在飞行，因为开启相同的频率的发射机将导致自己与他人立即干扰等意外危险。

遥控飞机操控技巧在学习初期有着一定的难度，要尽量避免独自操作飞行，需有经验的人士在旁指导，才可以操控飞行。(勤练电脑模拟器及老手指导是入门必要的选择)



SAFE OPERATION 安全操作

Please operate this helicopter within your own capabilities and within a certain technical range. If you are too tired, mentally or improperly operated, the risk of accidents may increase.

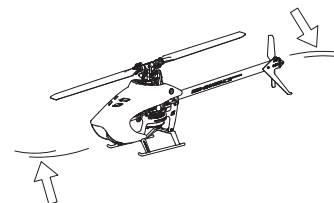
请于自己能力内及需要一定技术范围内操作这台直升机，过于疲劳，精神不佳或不当操作，意外发生风险将可能会提高。



ALWAYS BE AWARE OF THE ROTATING BLADES 远离运转中的零件

When the main rotor and tail rotor of the helicopter are running, do not touch and keep away from any objects to avoid danger and damage


当直升机主旋翼与尾旋翼运转时，切勿触摸并远离任何物件，以避免造成危险及损坏。

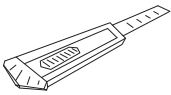

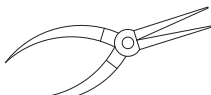
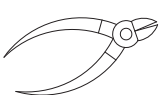
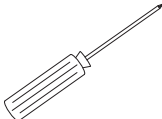
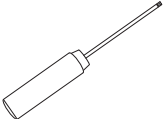





KEEP AWAY FROM HEAT 远离热源

Most of the remote control planes are made of fiber, polyethylene, and electronic products. Therefore, try to stay away from heat sources and sunlight to avoid the possibility of deformation or even meltdown and damage due to high temperature.

遥控飞机多半是以PA纤维或聚乙烯、电子商品为主要材质，因此要尽量远离热源、日照、以避免因高温而变形甚至熔毁损坏的可能。



 Knife 刀子	 Scissors 剪刀	 Needle Nose Pliers 尖嘴钳	 Diagonal Cutting Pliers 斜口钳	
 Phillips Screw Drive 十字螺丝起子	 Hexagon Screw Driver 六角螺丝起子	 lubricating oil	 CA瞬间胶	 AB Glue AB胶

胶水使用方法 Instructions of using glue

For the assembly steps marked with the following symbols, please use glue or oil to ensure the reliability of use.

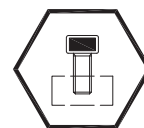
标有以下符号之组装步骤，请配合上胶或上油，以确保使用之可靠度。



Use screw glue
使用螺丝胶



Add lubricating oil
添加润滑油



Normal tightening
普通拧紧



No screw glue needed
无需使用螺丝胶



Add lubricating grease
添加润滑油脂



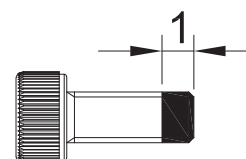
Completely tightened
完全拧紧



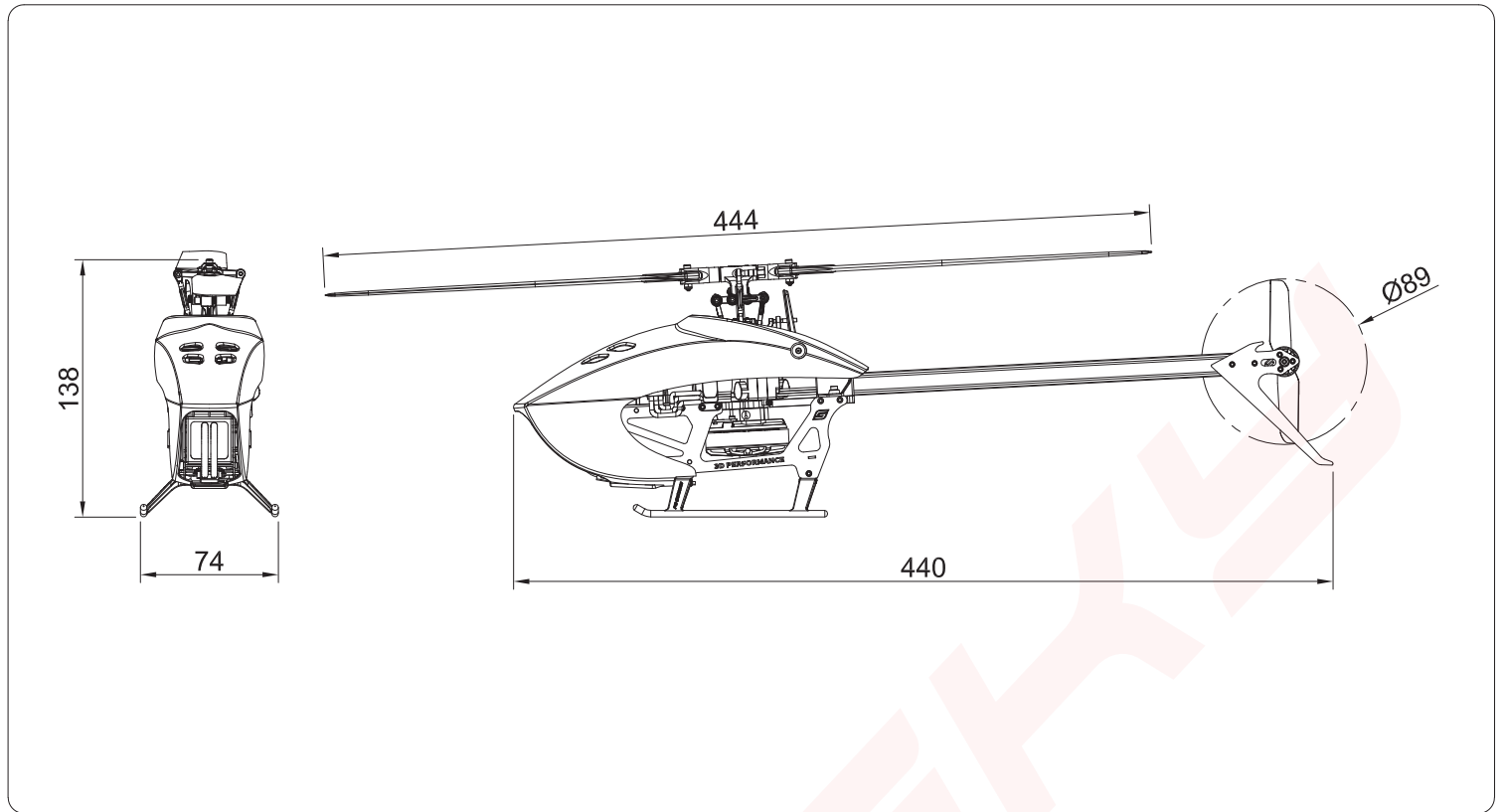
Secure with instant glue
使用瞬间胶固定



Repeat many times
重复多次



The width of the blue screw glue:
approx 1.0mm
蓝色螺丝胶上胶宽度约1.0mm







Specifications 参数配备


- Length: 440mm
- Height: 138mm
- Main Blade: 195mm
- Main Rotor Diameter: 444mm
- Tail Rotor Diameter: 89mm
- Flying Weight: About 360g
- 机身长: 440mm
- 机身高: 138mm
- 主旋翼长度: 195mm
- 主旋翼直径: 444mm
- 尾旋翼直径: 89mm
- 起飞重量: 约 360g

Features 设计特点

- The newly designed 195mm main blades, from airfoil shape to manufacturing process, offer exceptional performance and a superior flight experience.
- The tail rotor, specially designed for the S2 Ultra, significantly enhances efficiency, reduces noise, and ensures greater safety and reliability.
- Newly designed Rotorflight flight controller: Compatible with ELRS protocol for data transmission, and supports user-customizable parameter settings.
- Separated ESC (Electronic Speed Controller).
- The newly developed high power-density motors provide 20% more thrust.
- Full-metal servos: Fast response, durable and reliable housing.
- BEC voltage upgraded from 5V to 7.4V.
- New body stacking design with carbon fiber side plates: High structural strength and simple installation.
- New integrated ESC terminal design: More stable and easier to maintain.

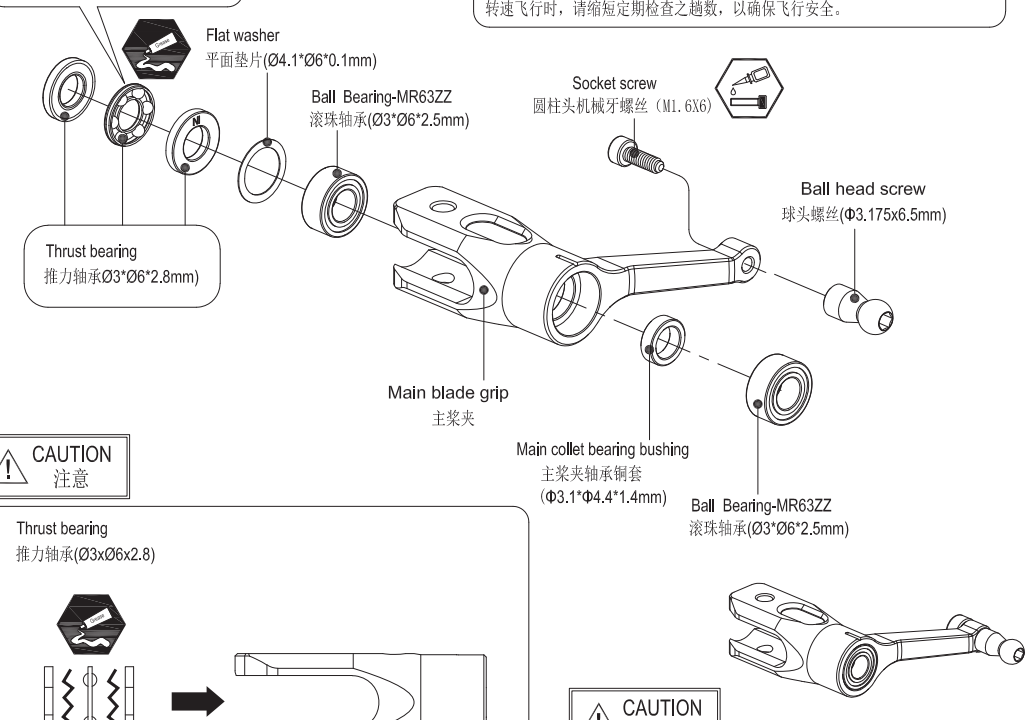
- 新设计195主桨, 从翼形设计到制作工艺, 全面超越, 提供无与伦比的卓越性能, 让飞行体验全面提升;
- 专为新款 S2 设计的全新尾旋翼, 性能效率大幅提升, 降噪更明显, 更安全, 更可靠;
- 全新设计Rotorflight飞控, 兼容ELRS协议数据回传, 支持用户个性化参数设置;
- 分体式ESC;
- 全新设计高功率密度电机, 动力提升20%;
- 全金属舵机, 响应快速, 外壳结实可靠;
- BEC电压由5v提升到7.4v;
- 全新机身堆叠搭载碳纤维侧板, 结构强度高, 安装简单;
- 全新一体式电调端子, 更稳定, 更易维护;

 Ball Bearing-MR63ZZ 滚珠轴承(Ø3*Ø6*2.5mm)x4
 Main collet bearing bushing 主桨夹轴承铜套(Φ3.1*Φ4.4*1.4mm)x2
 Flat washer 平面轴承垫片(Ø4.5*Ø6*0.1mm)x2
 Thrust bearing 推力轴承(Ø3*Ø6*2.8)x2



CAUTION
注意

Observe the bearing race faces inside
轴承面凹开口朝内



Thrust bearing
推力轴承(Ø3*Ø6*2.8mm)

Flat washer
平面垫片(Ø4.1*Ø6*0.1mm)

Ball Bearing-MR63ZZ
滚珠轴承(Ø3*Ø6*2.5mm)


Socket screw
圆柱头机械牙螺丝 (M1.6X6)

Ball head screw
球头螺丝(Φ3.175x6.5mm)

Main blade grip
主桨夹

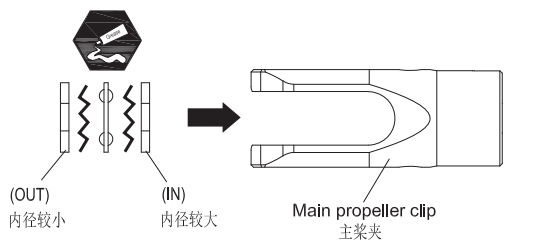
Main collet bearing bushing
主桨夹轴承铜套(Φ3.1*Φ4.4*1.4mm)

Ball Bearing-MR63ZZ
滚珠轴承(Ø3*Ø6*2.5mm)



CAUTION
注意


Thrust bearing
推力轴承(Ø3xØ6x2.8)



(OUT)
内径较小

(IN)
内径较大





Main propeller clip
主桨夹

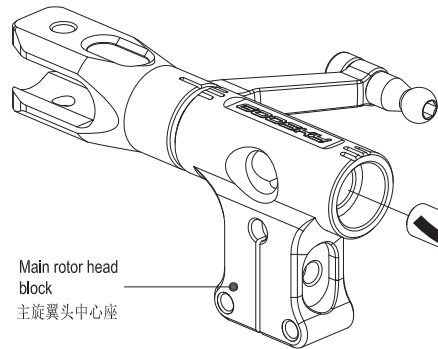


CAUTION
注意

The original assembled product, please confirm whether the screw is glued and will not loosen before each flight.
原装组装完成品, 每一次飞行前请先确认螺丝是否已上胶不会松动。

Thrust bearing and washer for radial bearing are wear items, and thus should be inspected for replacement after every 20 flights.
For flights with high headspeed, the inspection interval should be reduced to ensure flight safety.
止推轴承及横轴垫圈属于飞行消耗品, 建议每20 趟定期检查和更换, 高主旋翼转速飞行时, 请缩短定期检查之趟数, 以确保飞行安全。

 Washer 平面垫片(Ø2*Ø5*0.2mm)x2
 Socket screw 圆头内六角螺丝(M2x5mm)x2
 Washer 横轴松紧调节套(Φ3.1*Φ5*0.5)x2
 Damper rubber-red 横轴避震套(Φ3*Φ6*3mm)x2



Main rotor head block
主旋翼头中心座


Feathering shaft
横轴Φ3x38.9mm

Damper rubber-red
横轴避震套 Φ3*Φ6*3mm

Washer
横轴松紧调节套(Φ3.1*Φ5*0.5)

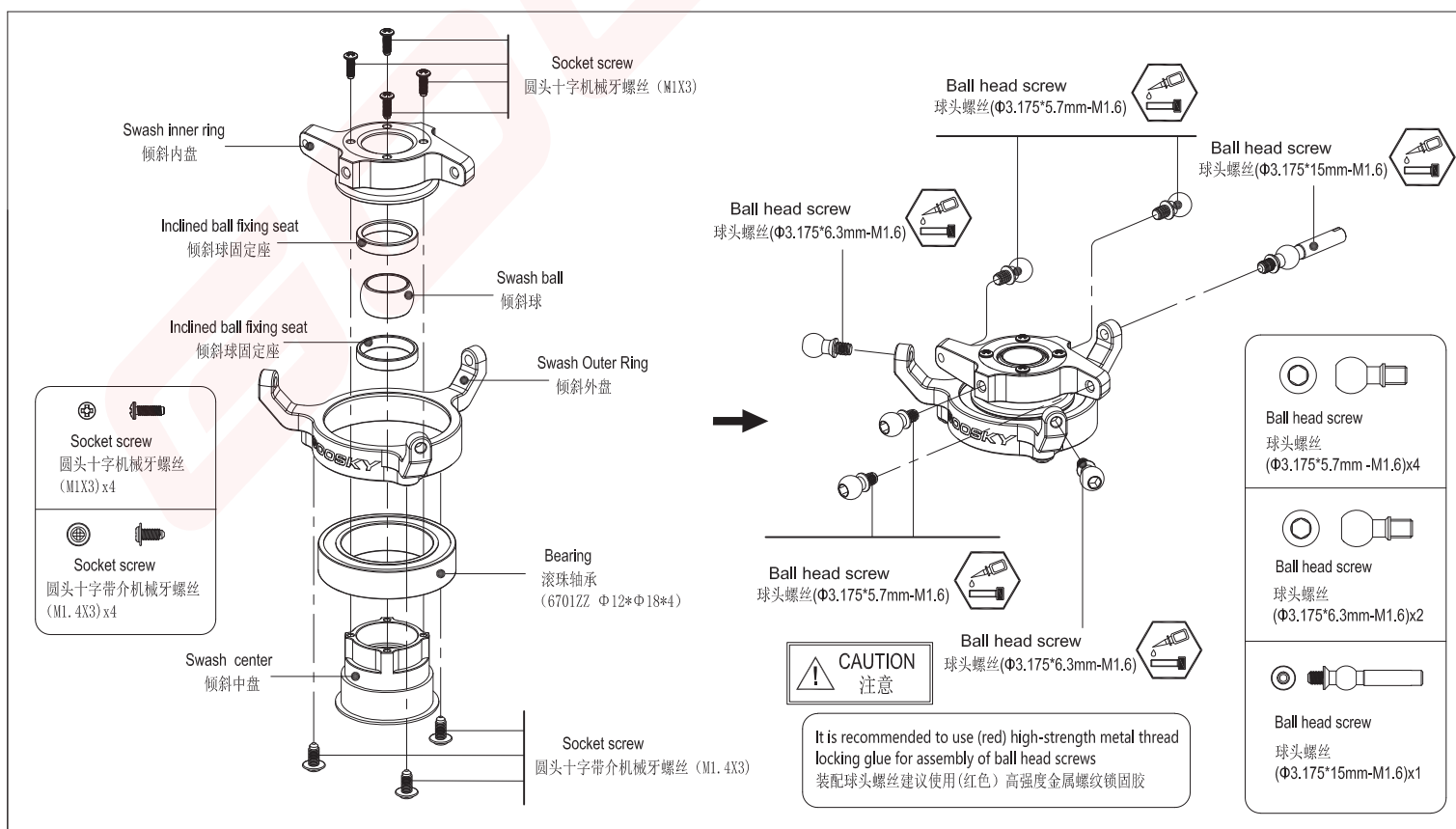
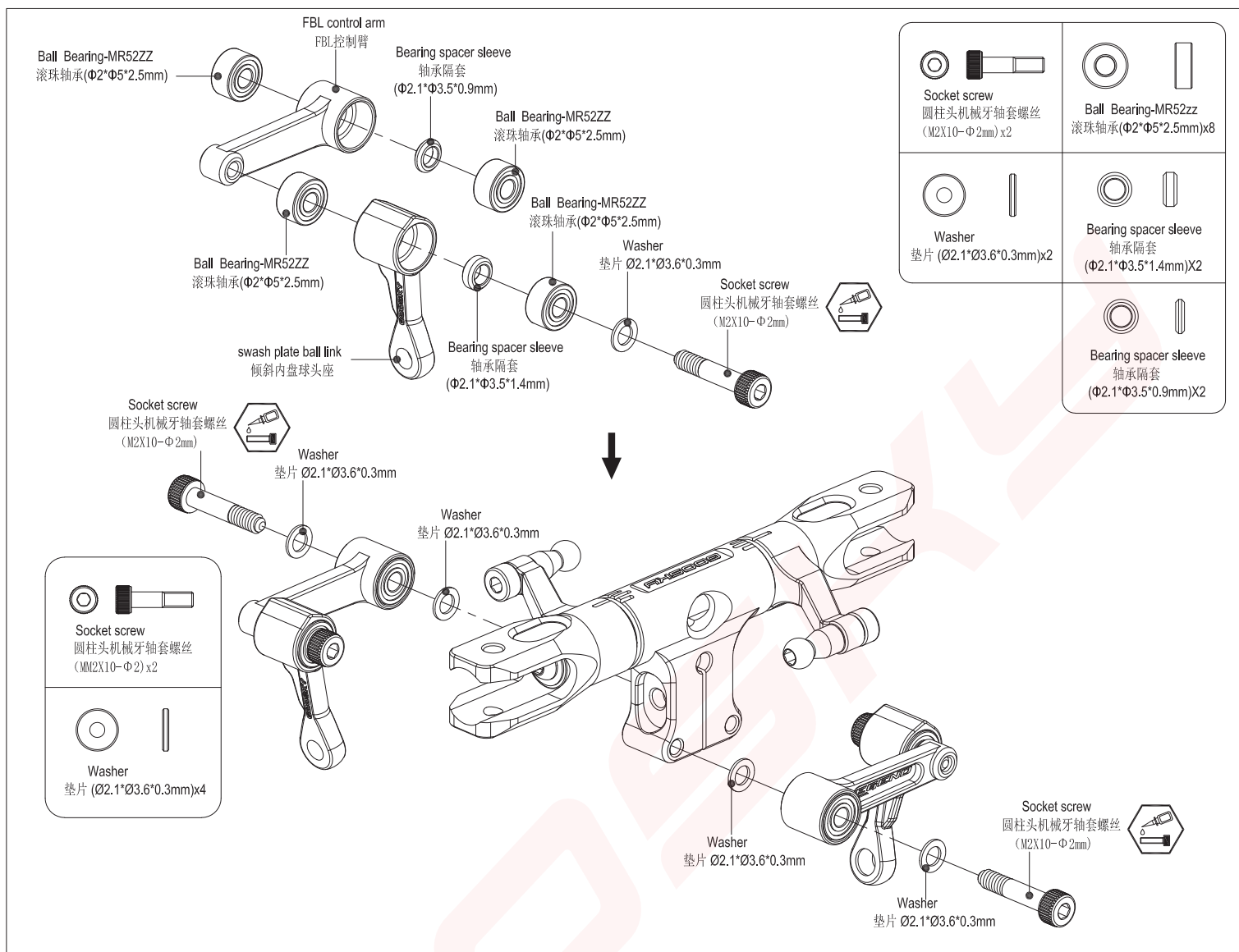
Washer
垫片 Ø2*Ø5*0.2mm

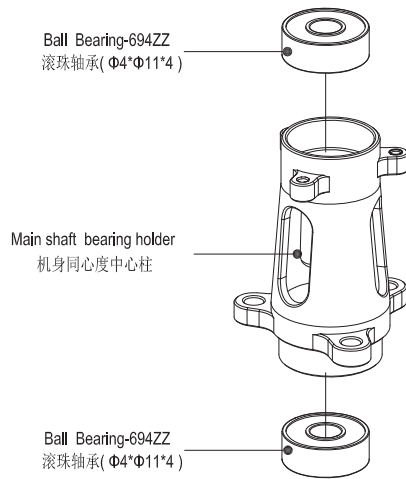
Socket screw
半圆头内六角螺丝 M2x5mm



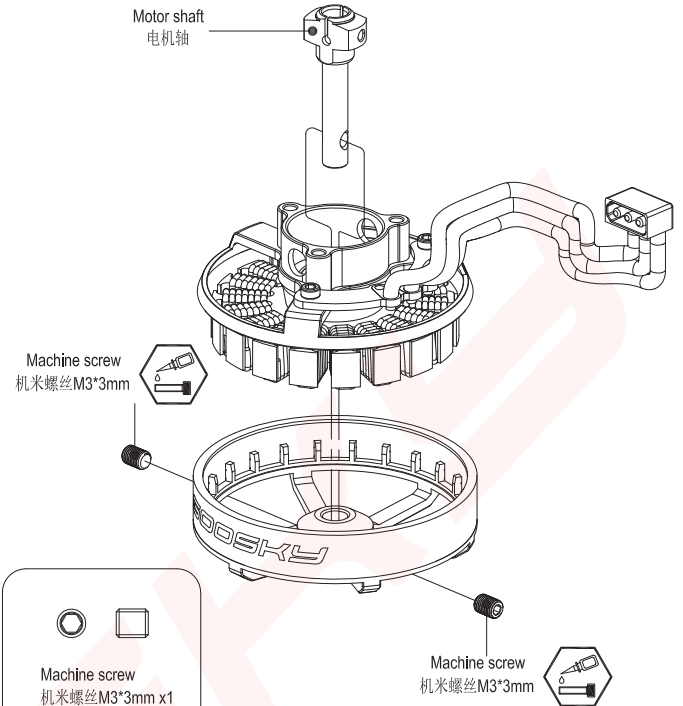
CAUTION
注意

IMPORTANT! - Raised end of washer faces toward the bearing. Flat side of washer faces the damper.
横轴松紧调节套小直径面朝轴承方向



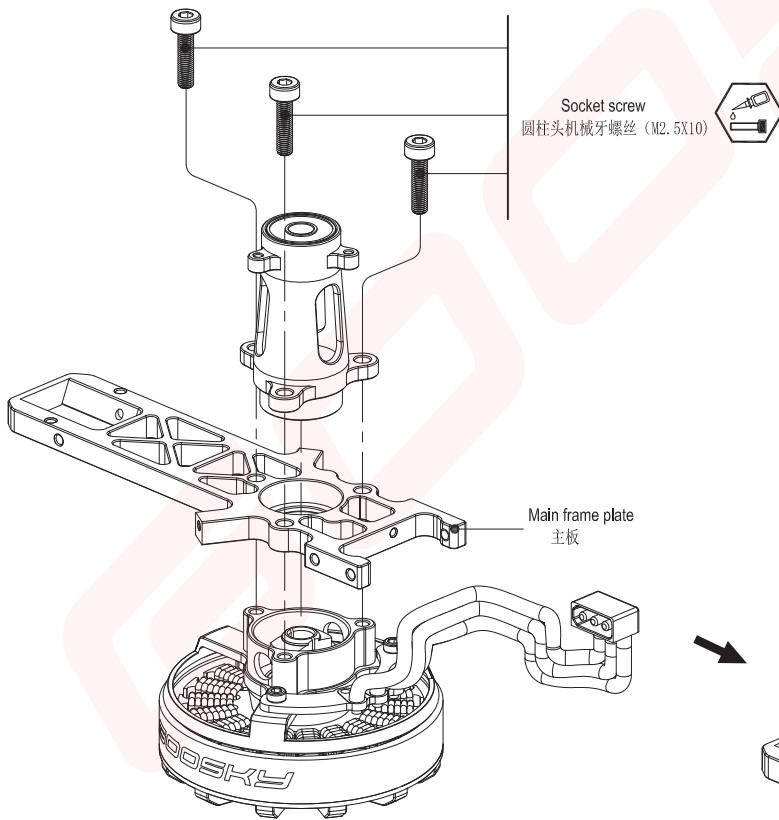


Ball Bearing-694ZZ
滚珠轴承(Φ4*Φ11*4) x2



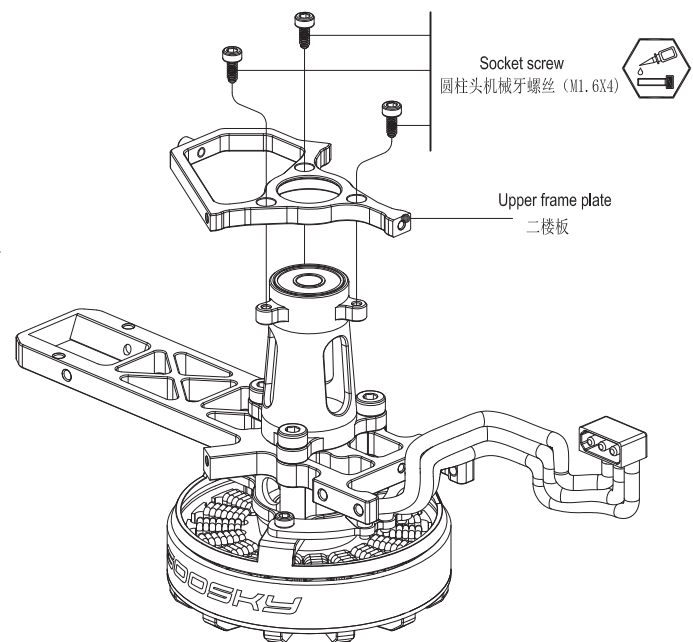
Machine screw
机米螺丝M3*3mm x1

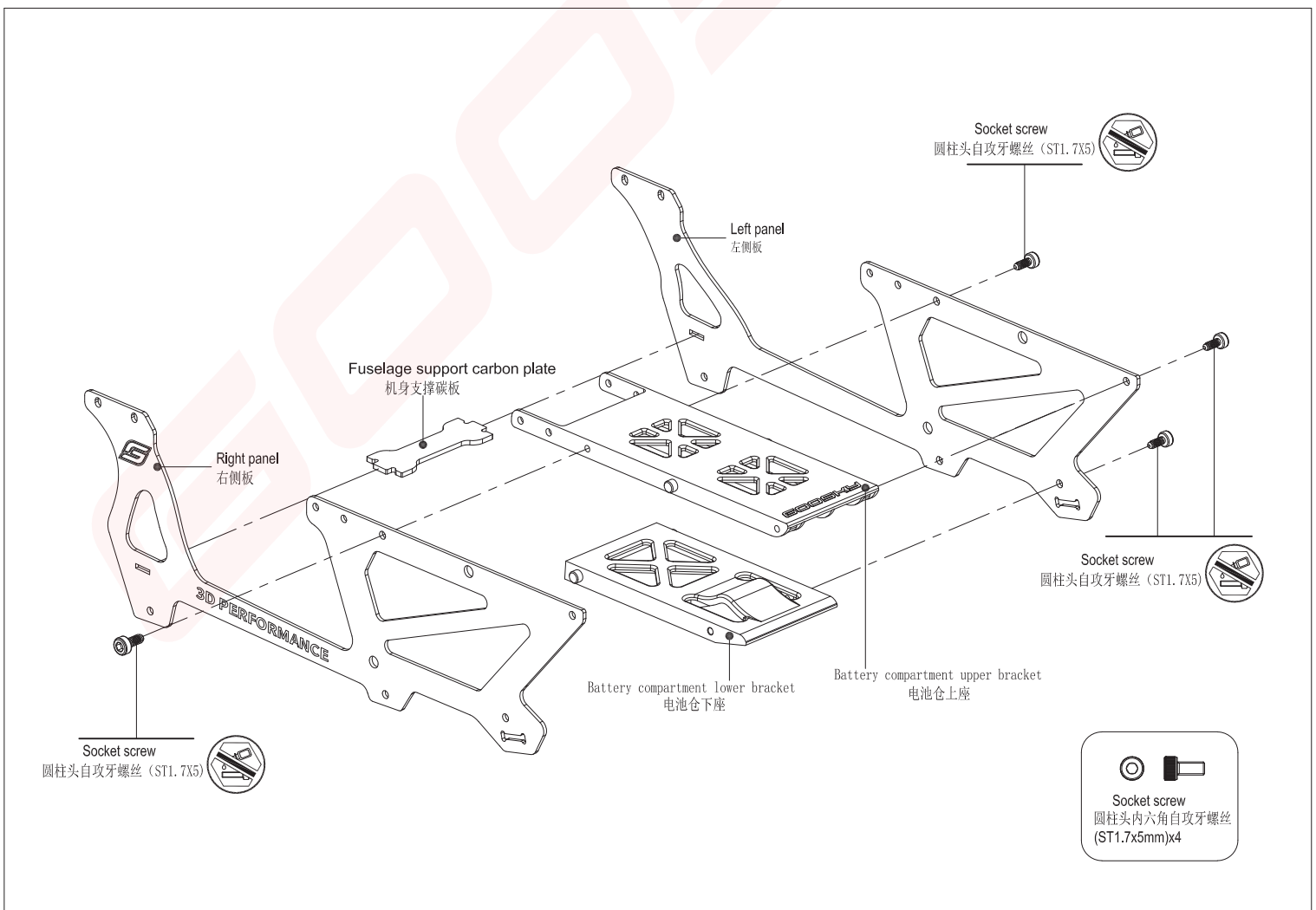
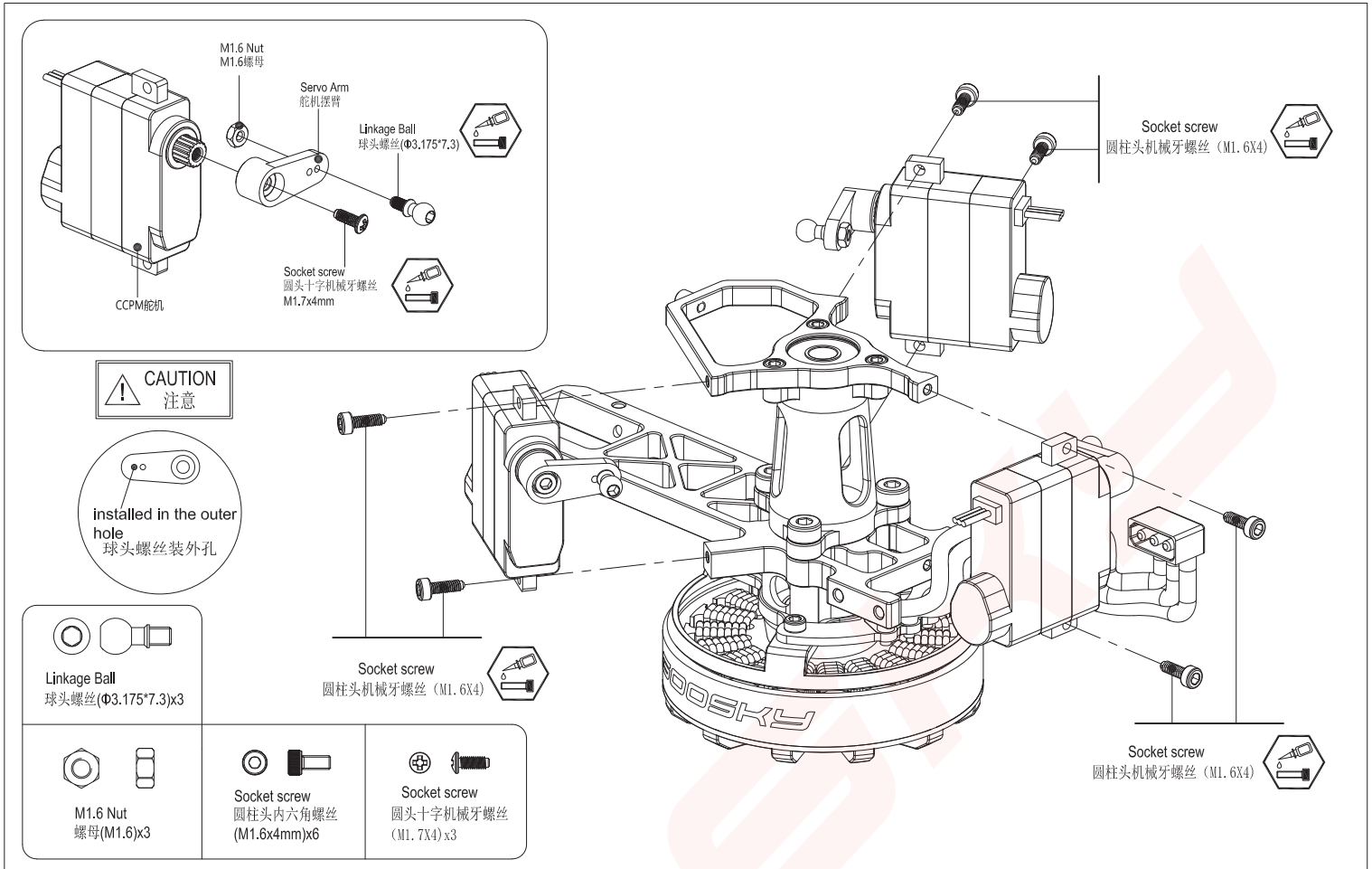
Machine screw
机米螺丝M3*3mm

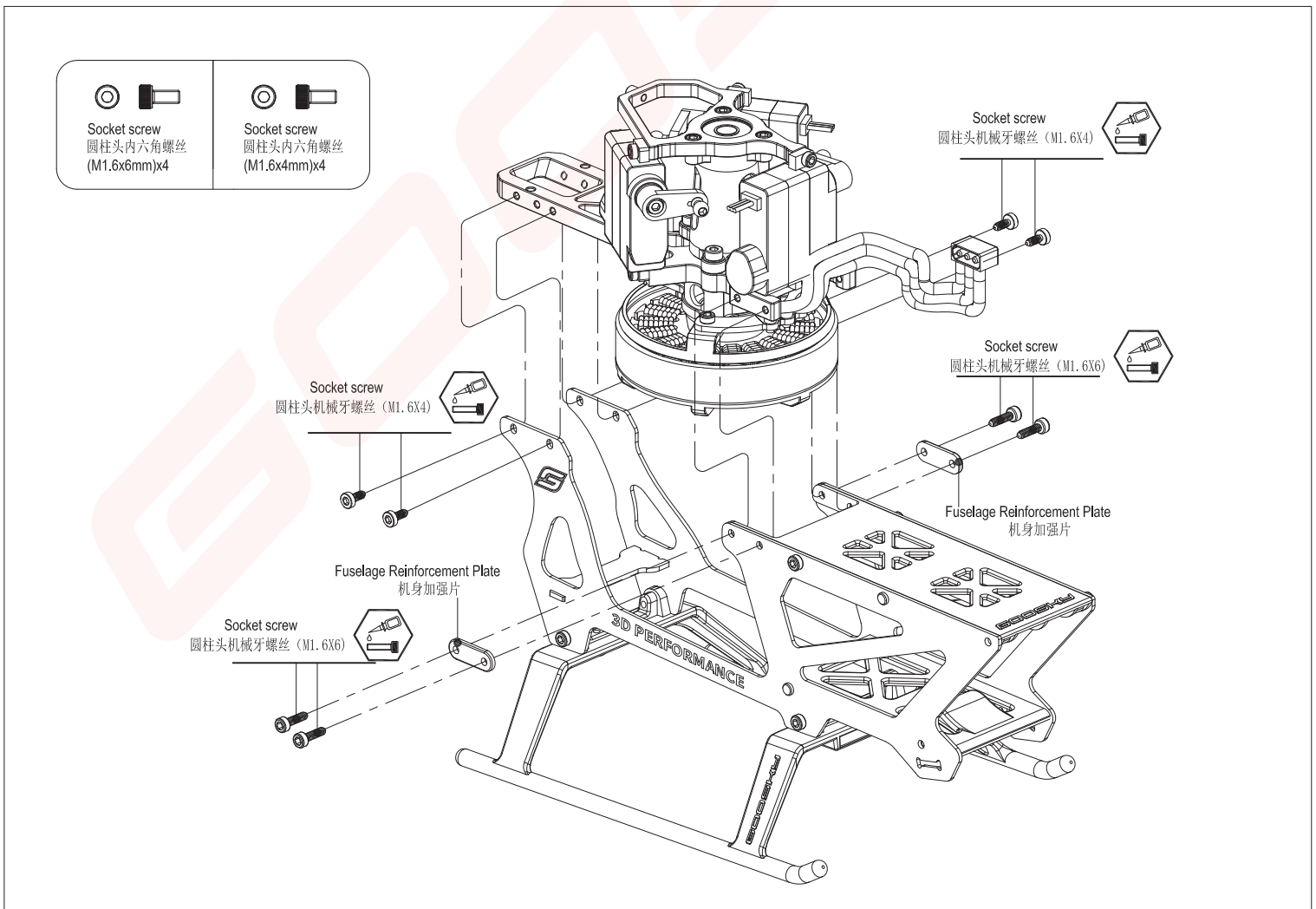
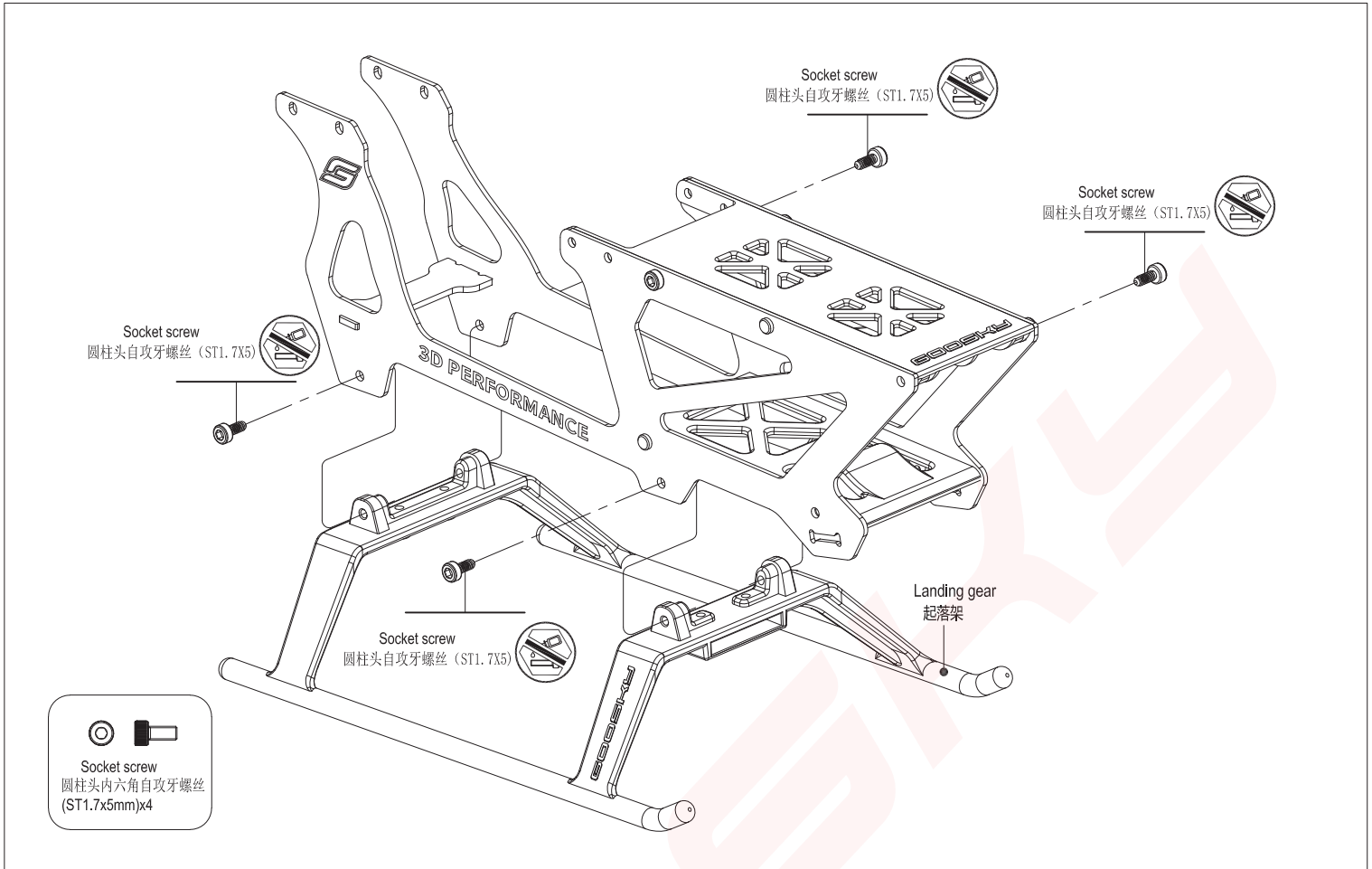


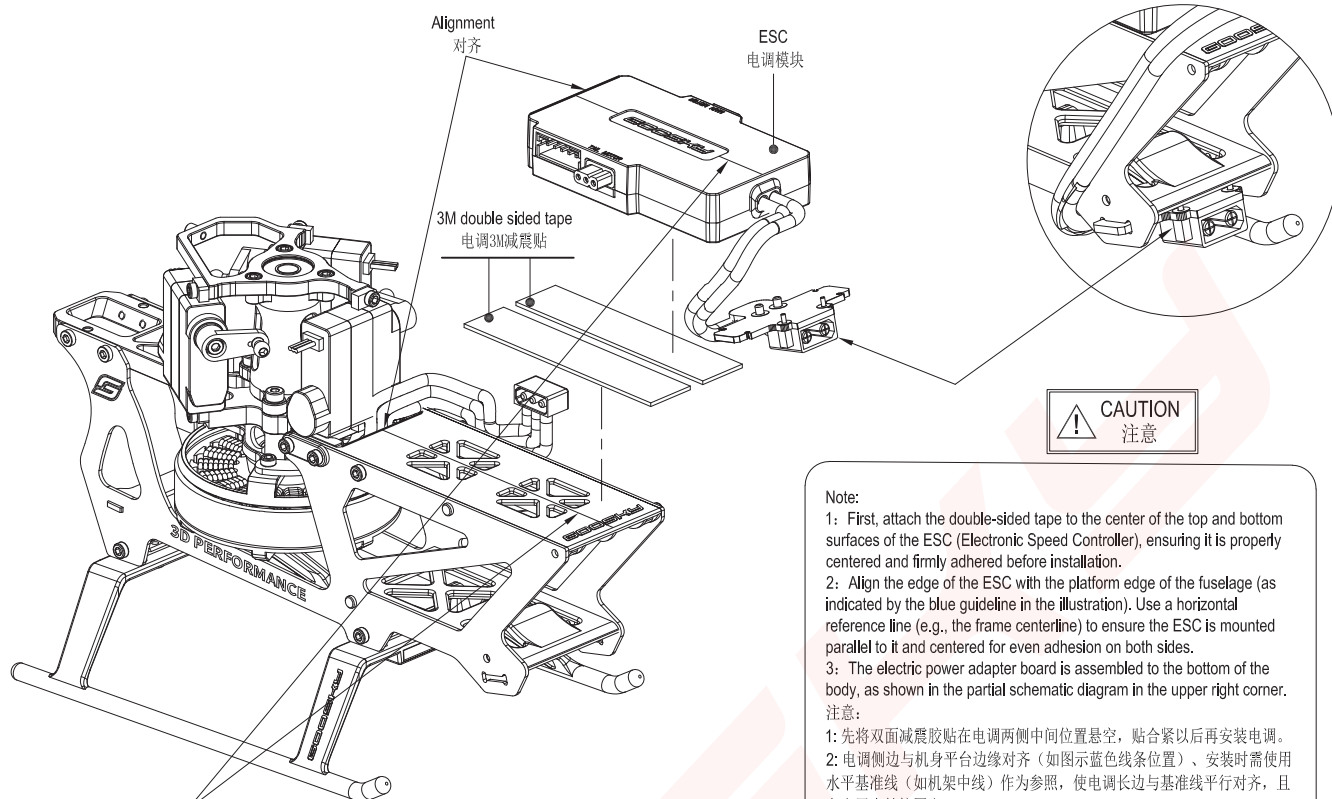
Socket screw
圆柱头内六角螺丝
(M1.6x4mm)x3

Socket screw
圆柱头内六角螺丝
(M2.5x10mm)x3





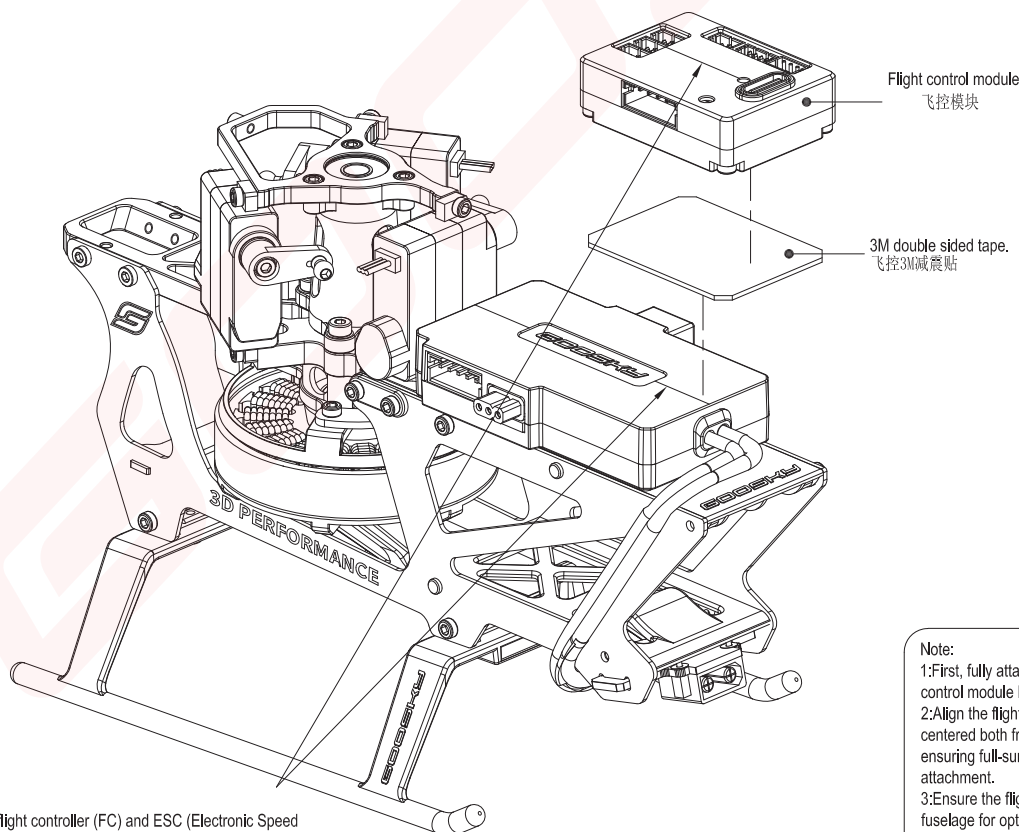




CAUTION
注意

Align the ESC centerline with the frame centerline to ensure proper centering and symmetrical bonding on both sides.
电调与机架中线重合对齐，保证左右相对居中粘接固定

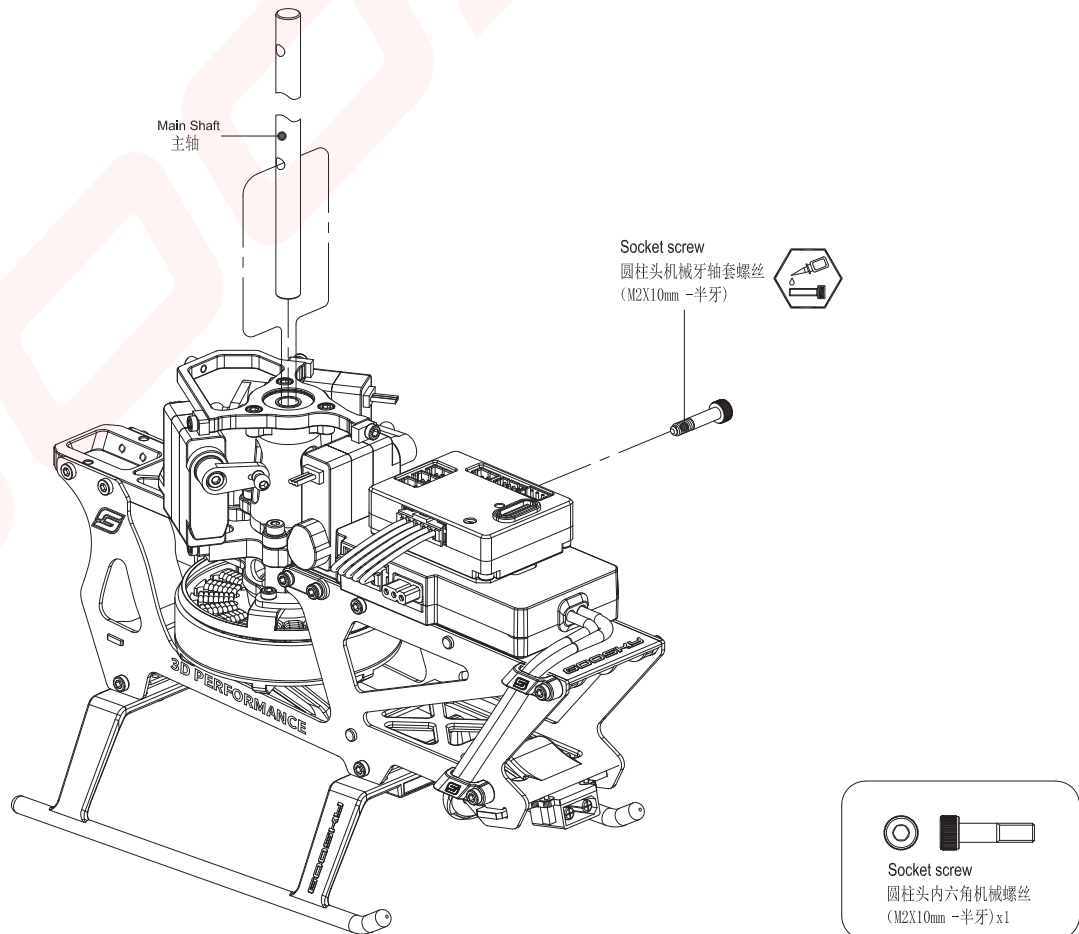
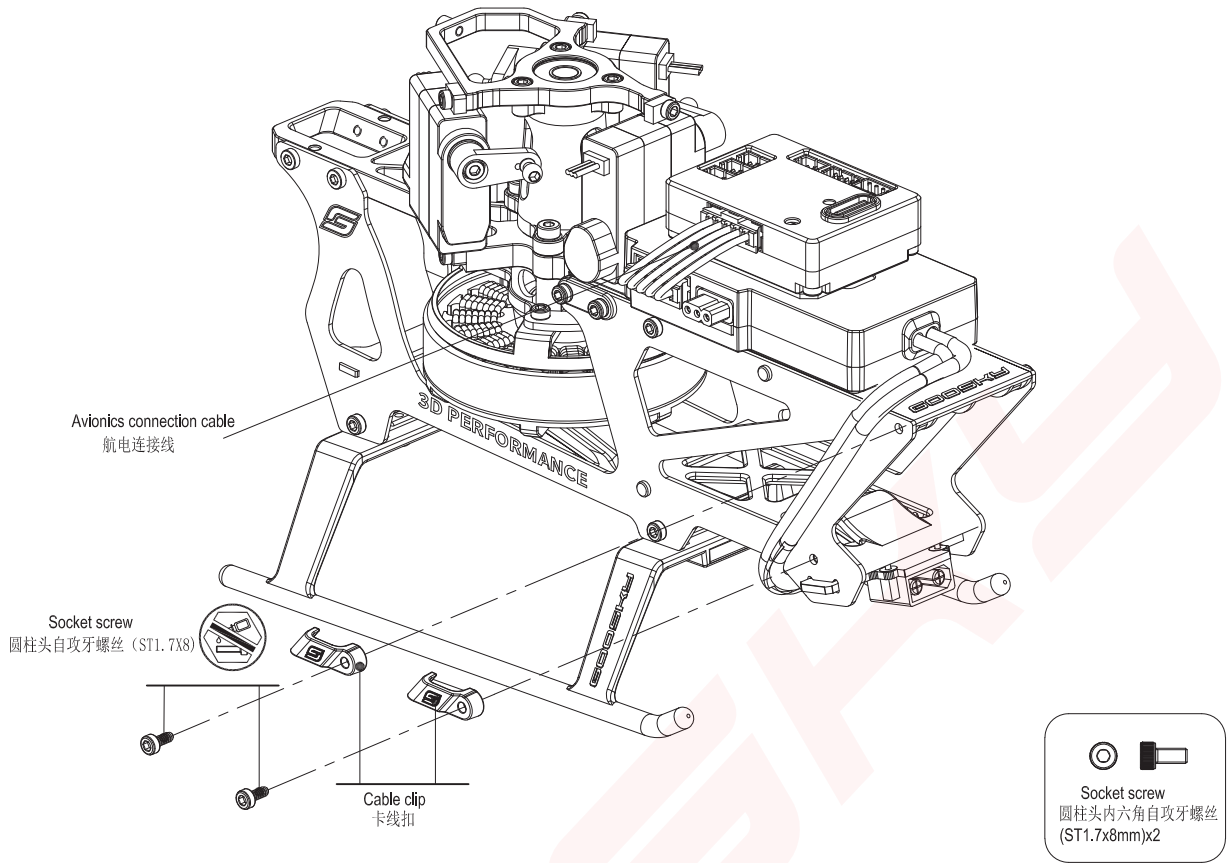
Note:
 1: First, attach the double-sided tape to the center of the top and bottom surfaces of the ESC (Electronic Speed Controller), ensuring it is properly centered and firmly adhered before installation.
 2: Align the edge of the ESC with the platform edge of the fuselage (as indicated by the blue guideline in the illustration). Use a horizontal reference line (e.g., the frame centerline) to ensure the ESC is mounted parallel to it and centered for even adhesion on both sides.
 3: The electric power adapter board is assembled to the bottom of the body, as shown in the partial schematic diagram in the upper right corner.
注意:
 1: 先将双面减震胶贴在电调两侧中间位置悬空，贴合紧以后再安装电调。
 2: 电调侧边与机身平台边缘对齐（如图示蓝色线条位置）、安装时需使用水平基准线（如机架中线）作为参照，使电调长边与基准线平行对齐，且左右居中粘接固定。
 3: 电调电源转接板装配到机身底部，如右上角局部示意图。

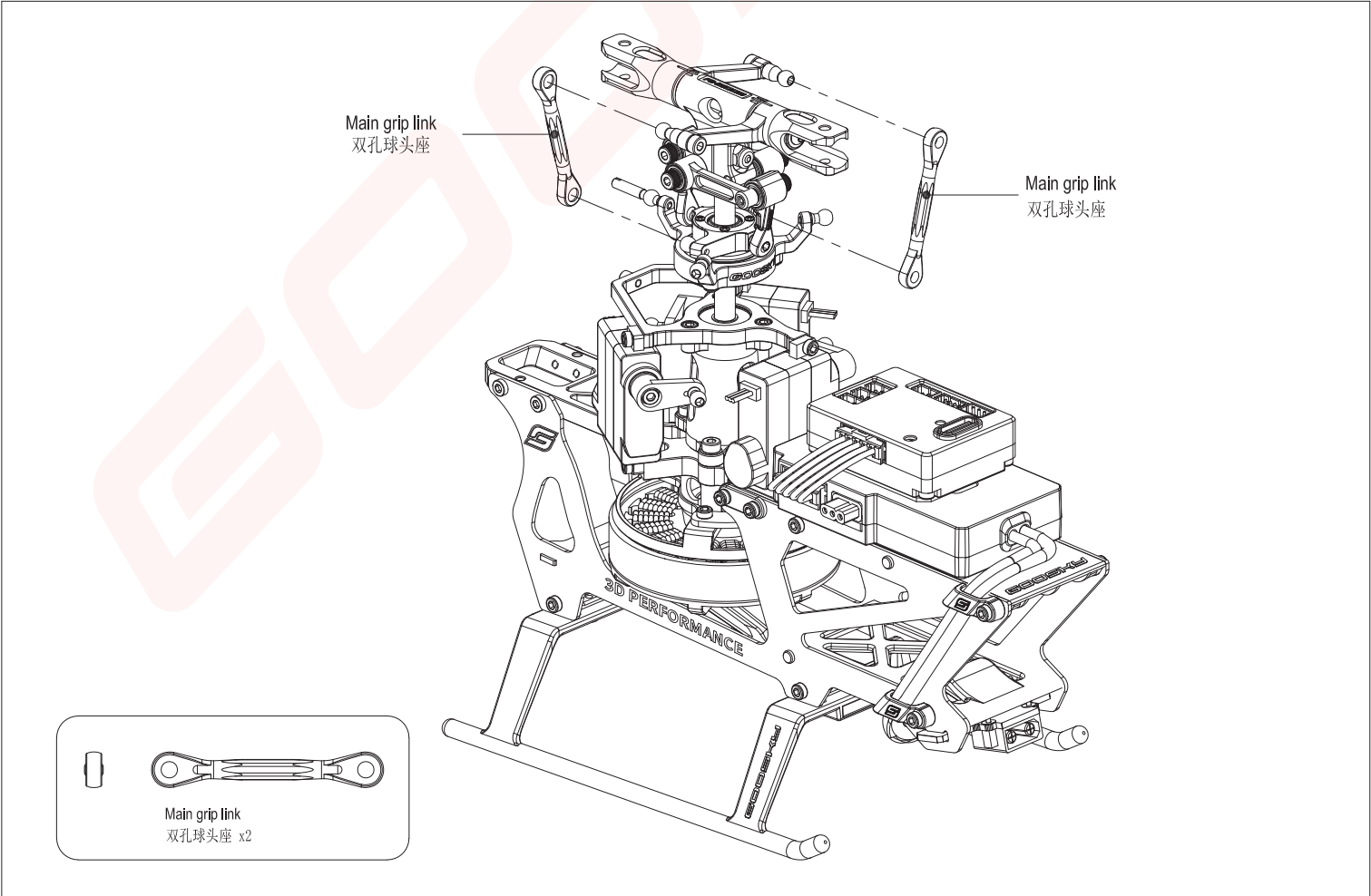
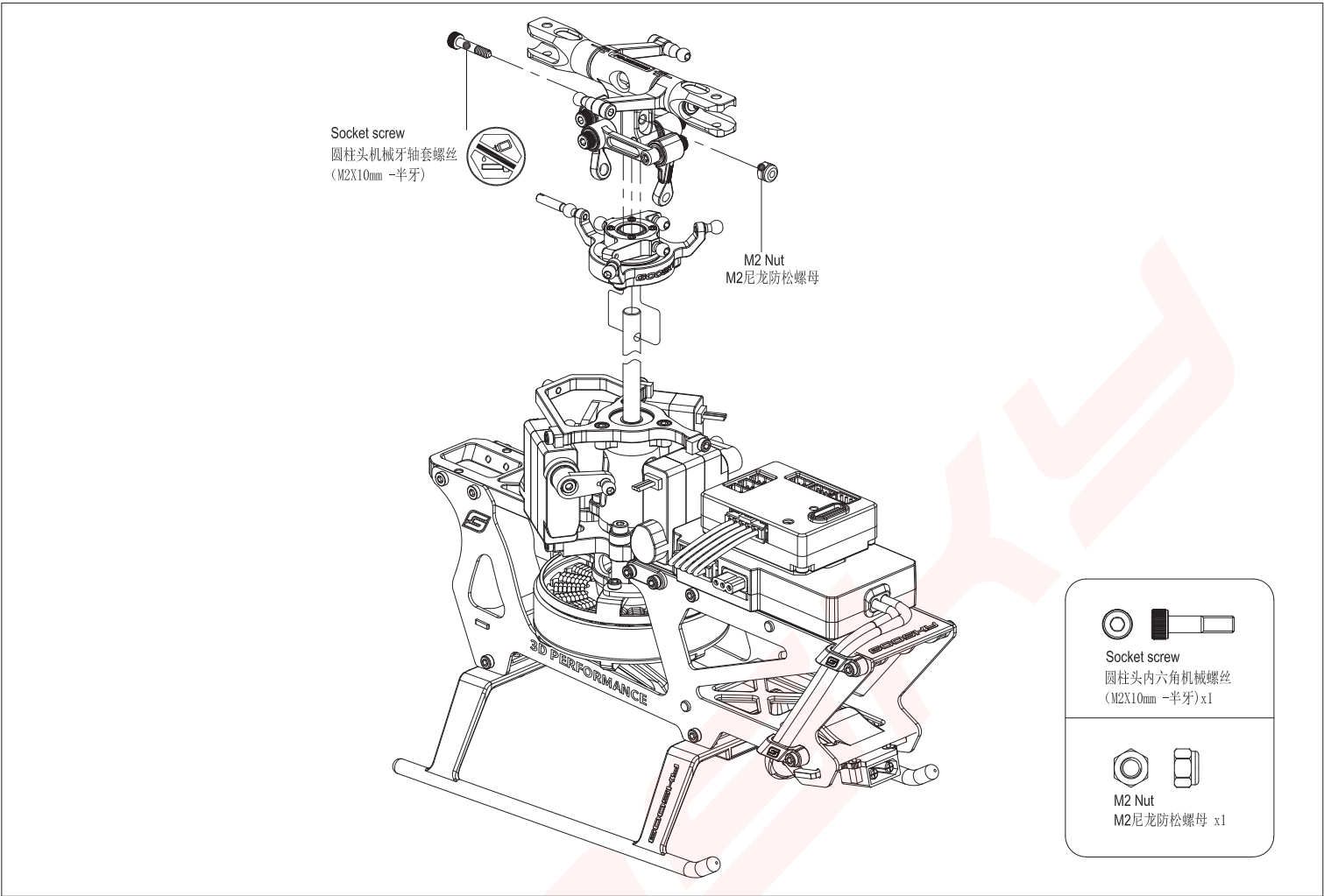


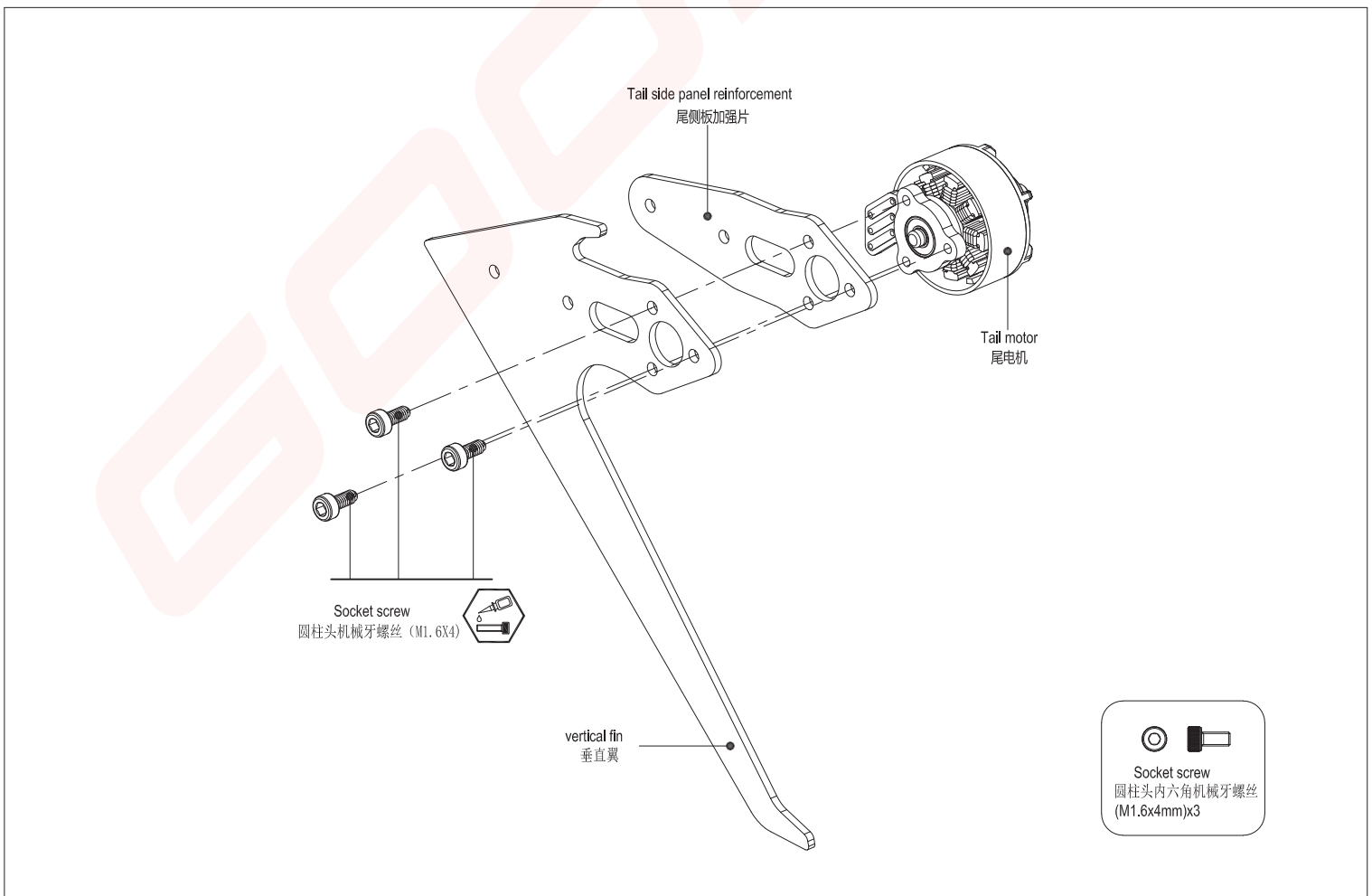
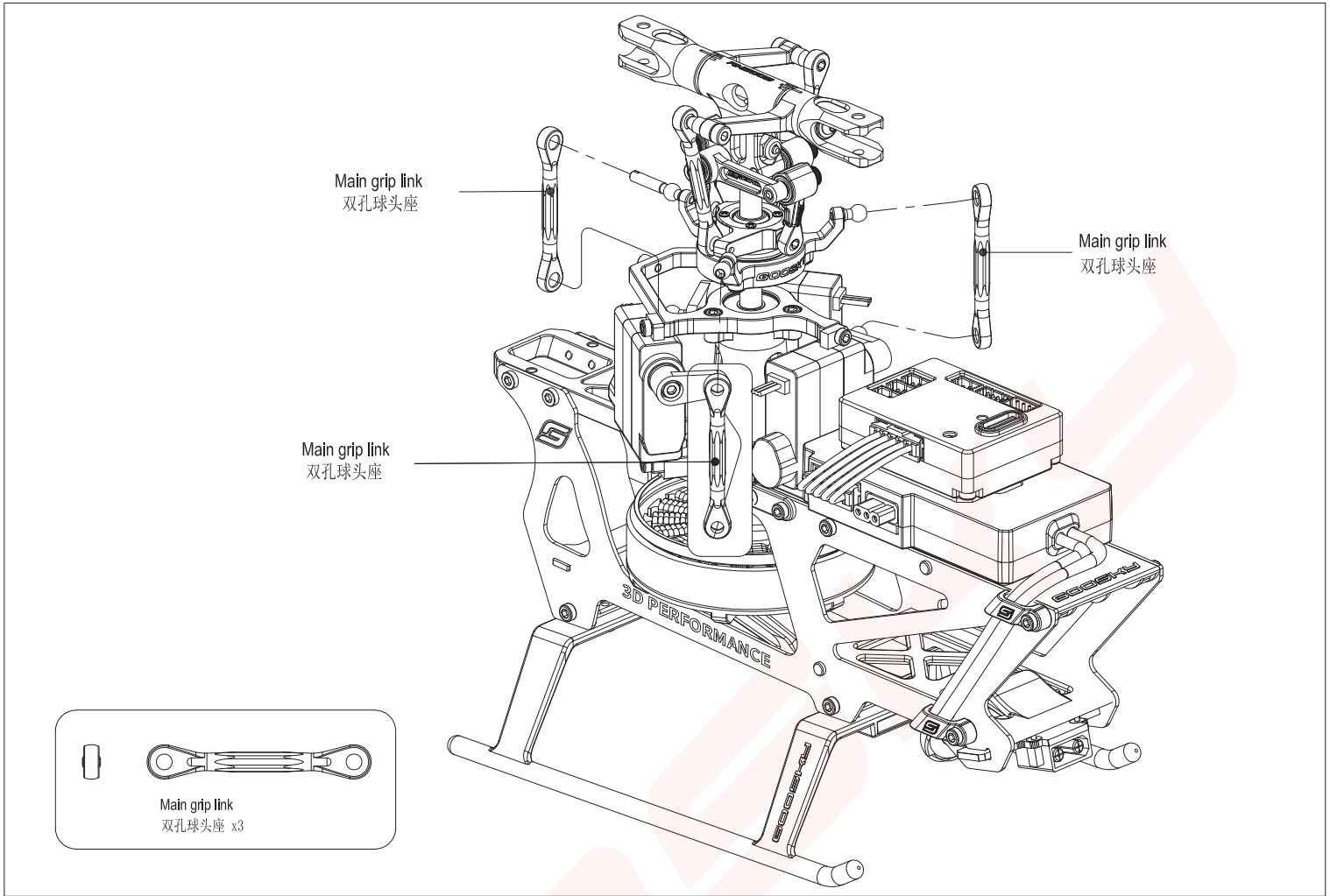
CAUTION
注意

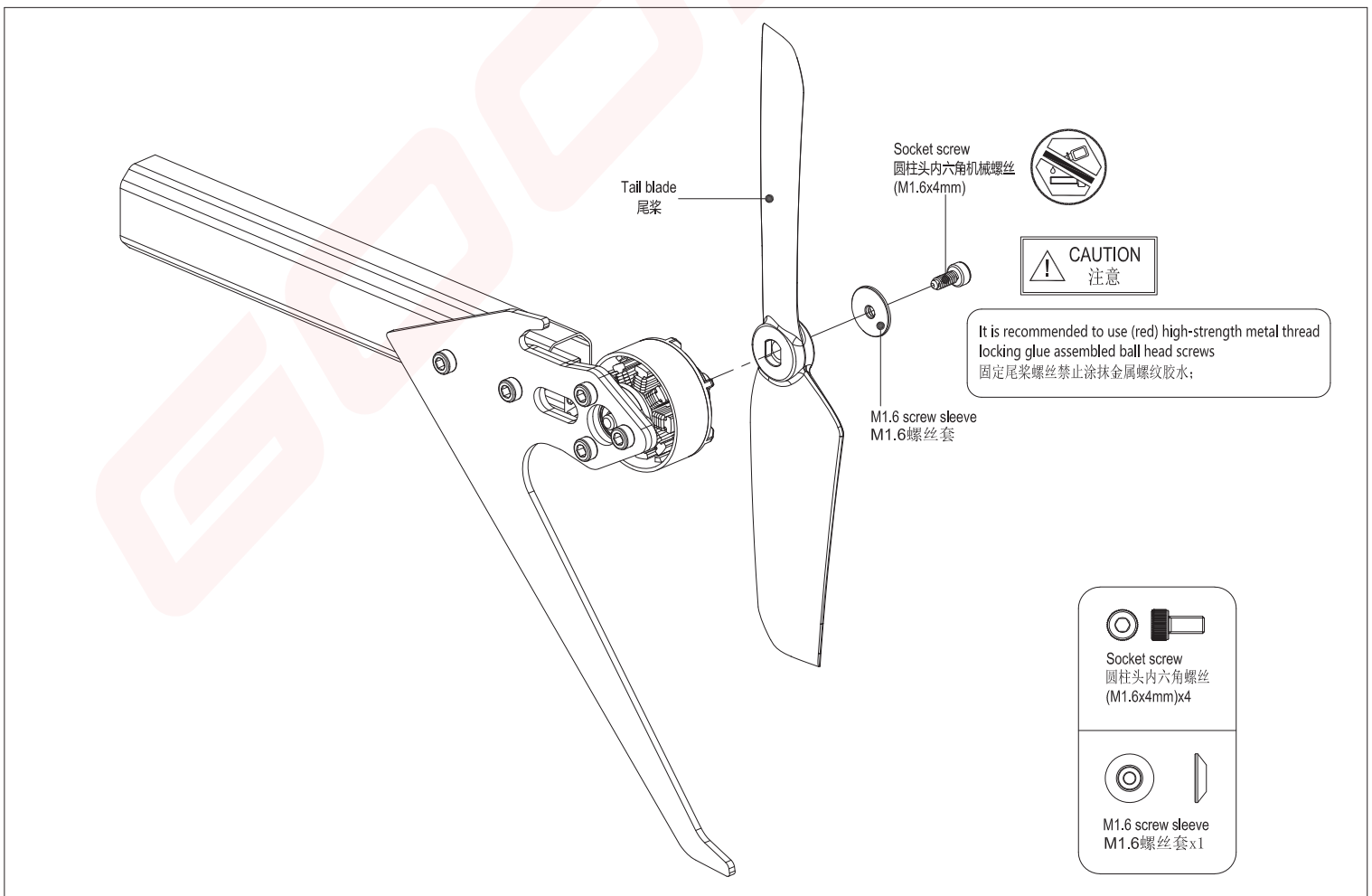
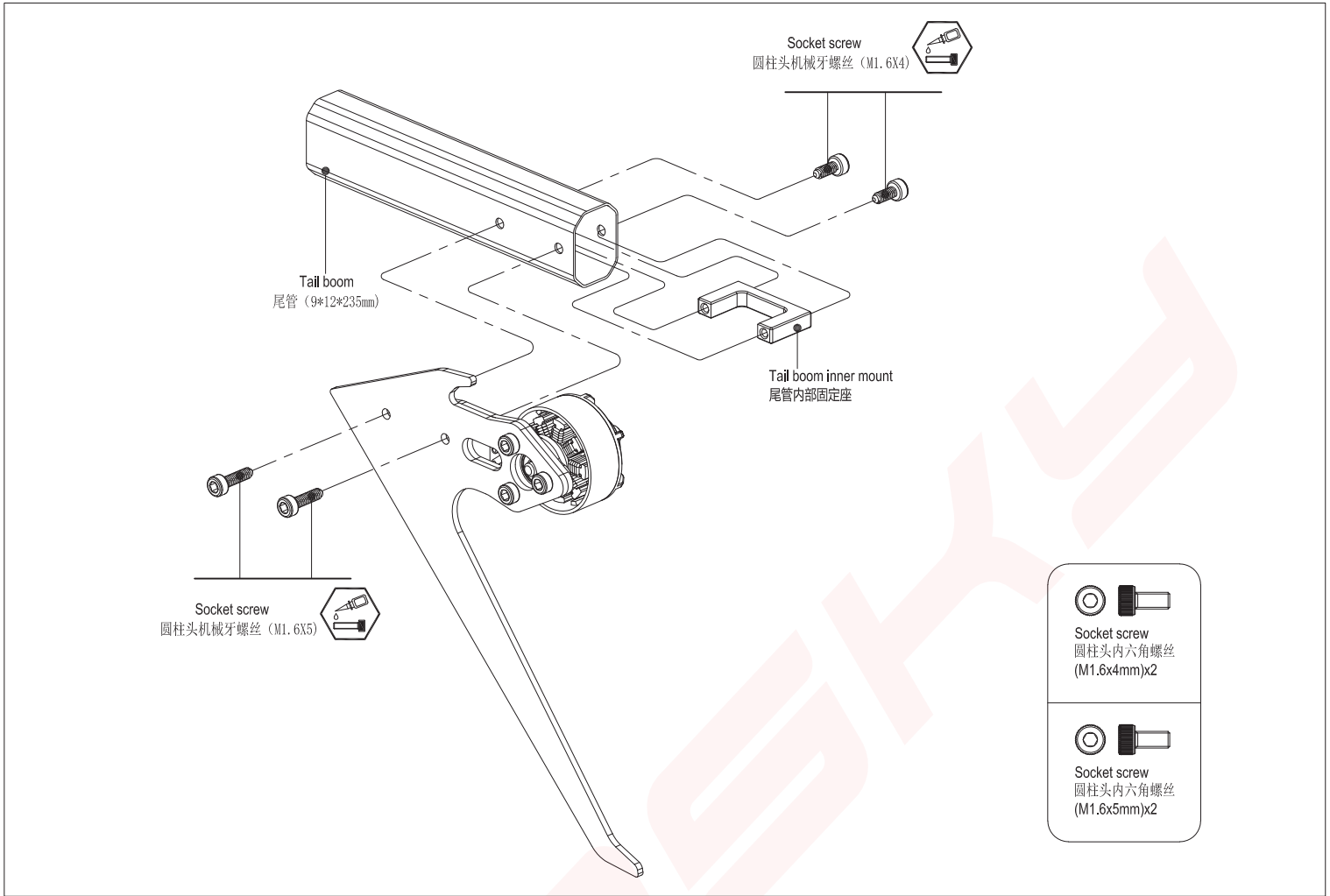
Align the flight controller (FC) and ESC (Electronic Speed Controller) centered both longitudinally and laterally on the frame, ensuring full-surface adhesive bonding for secure fixation.
飞控与电调前后左右居中对齐，且完全覆盖粘接固定。

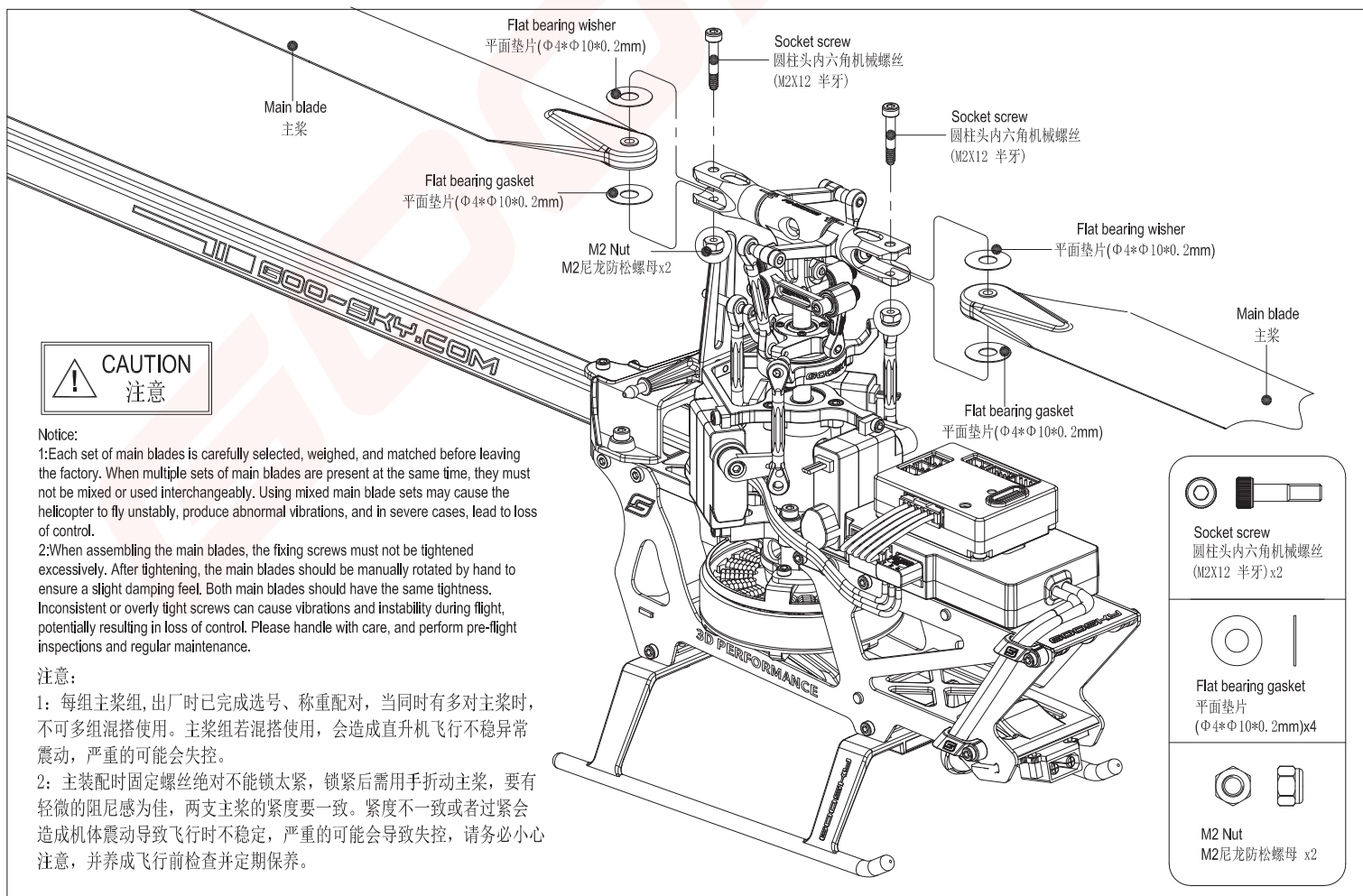
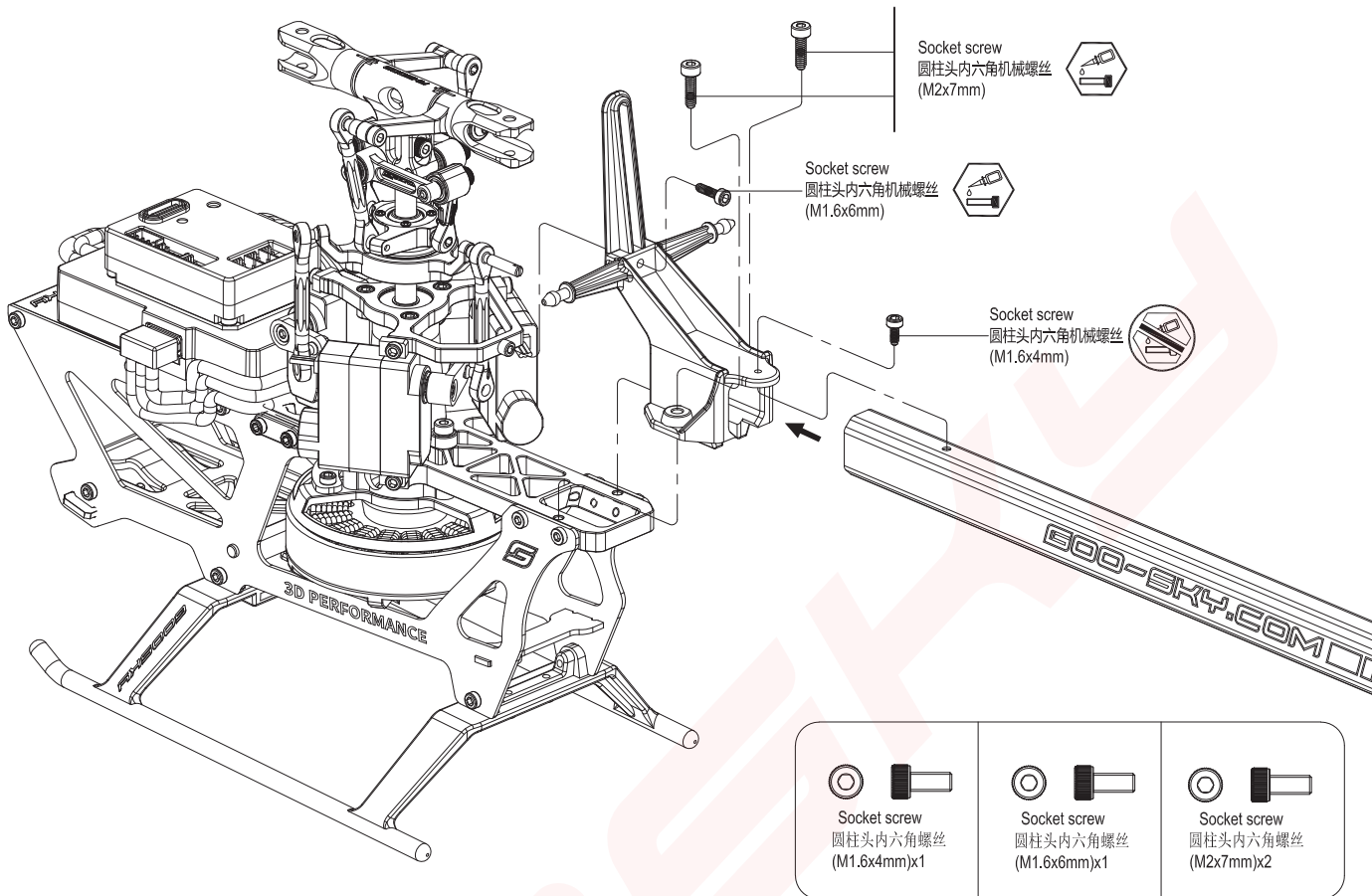
Note:
 1: First, fully attach the 3M double-sided tape to the flight control module before installing it onto the frame.
 2: Align the flight controller (FC) and ESC so they are centered both front-to-back and side-to-side on the frame, ensuring full-surface adhesive contact for secure attachment.
 3: Ensure the flight controller is fully parallel to the fuselage for optimal flight performance.
注意:
 1: 先将双面减震贴与飞控模块完全贴合好，再安装飞控。
 2: 飞控与电调前后左右居中对齐，且完全覆盖粘接固定。
 3: 飞控必须与机身完全平行，以达到最佳的飞行效果。

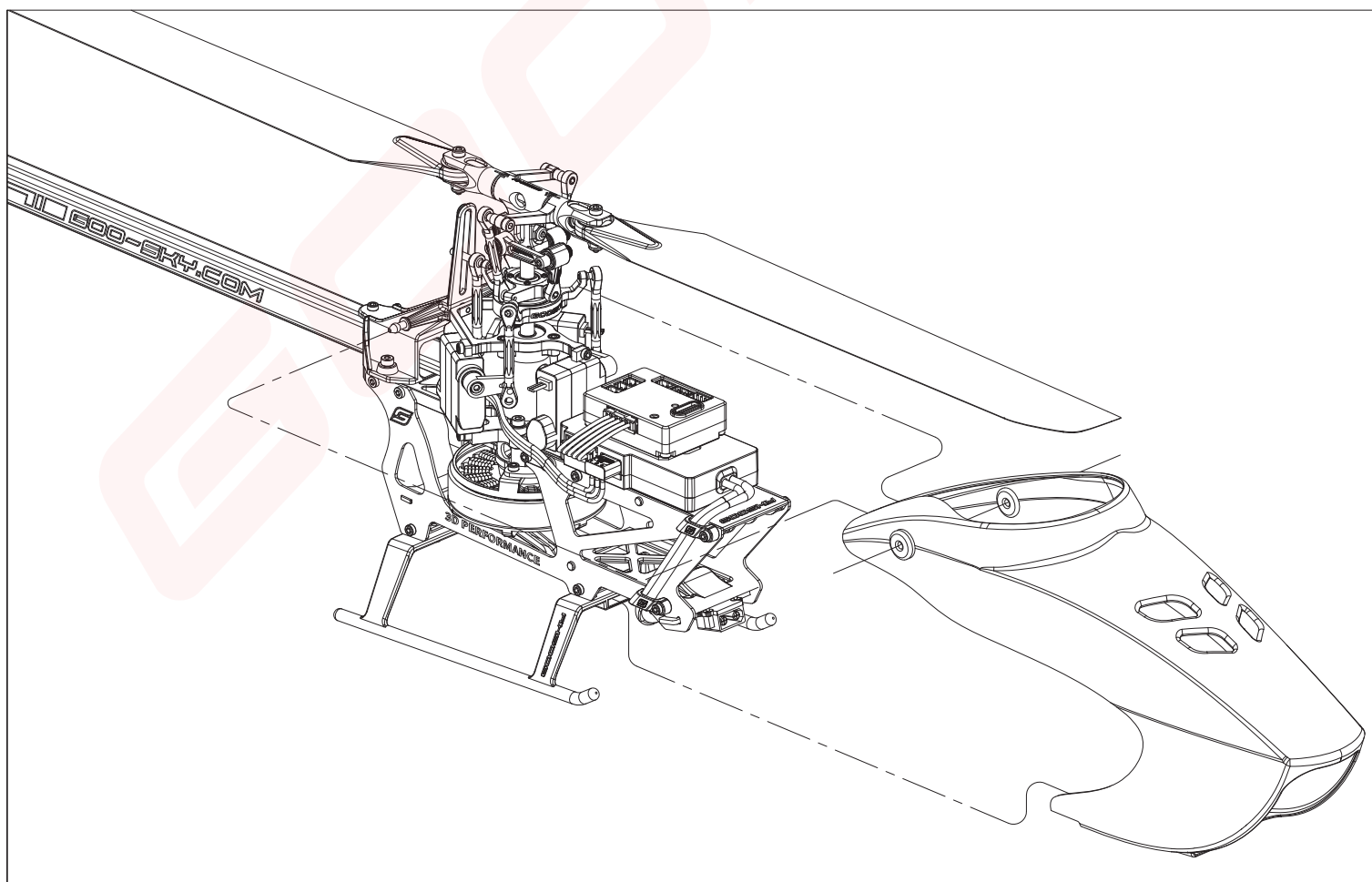
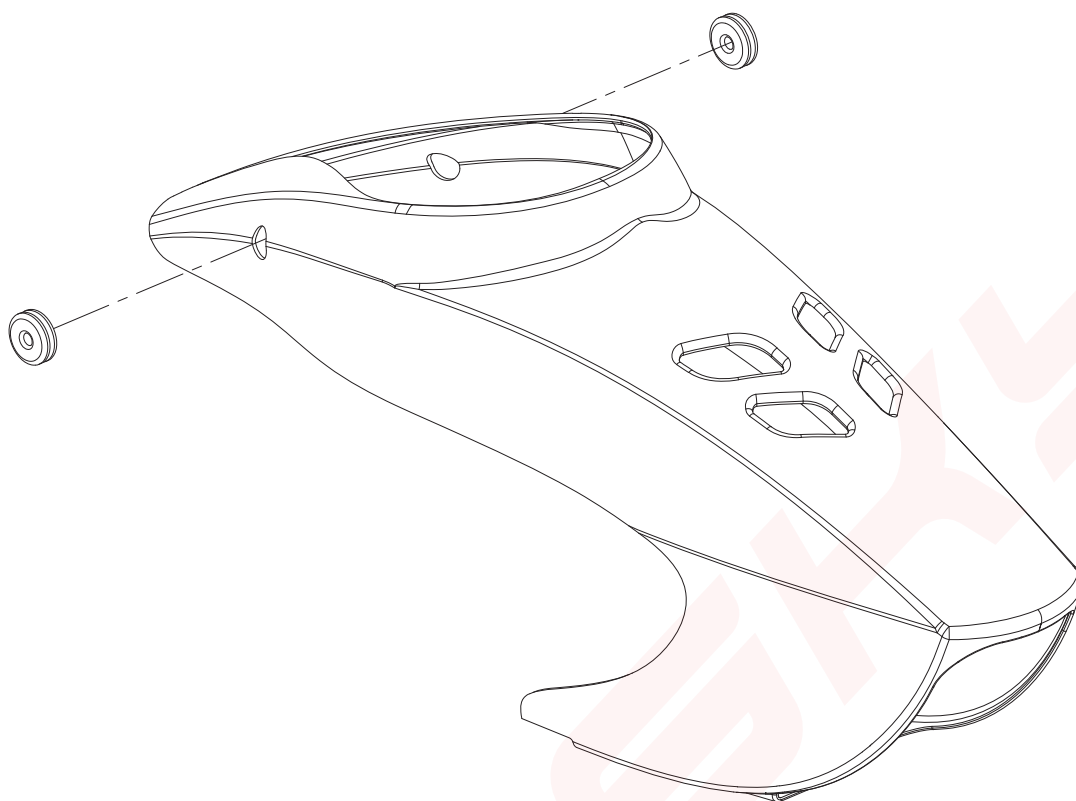


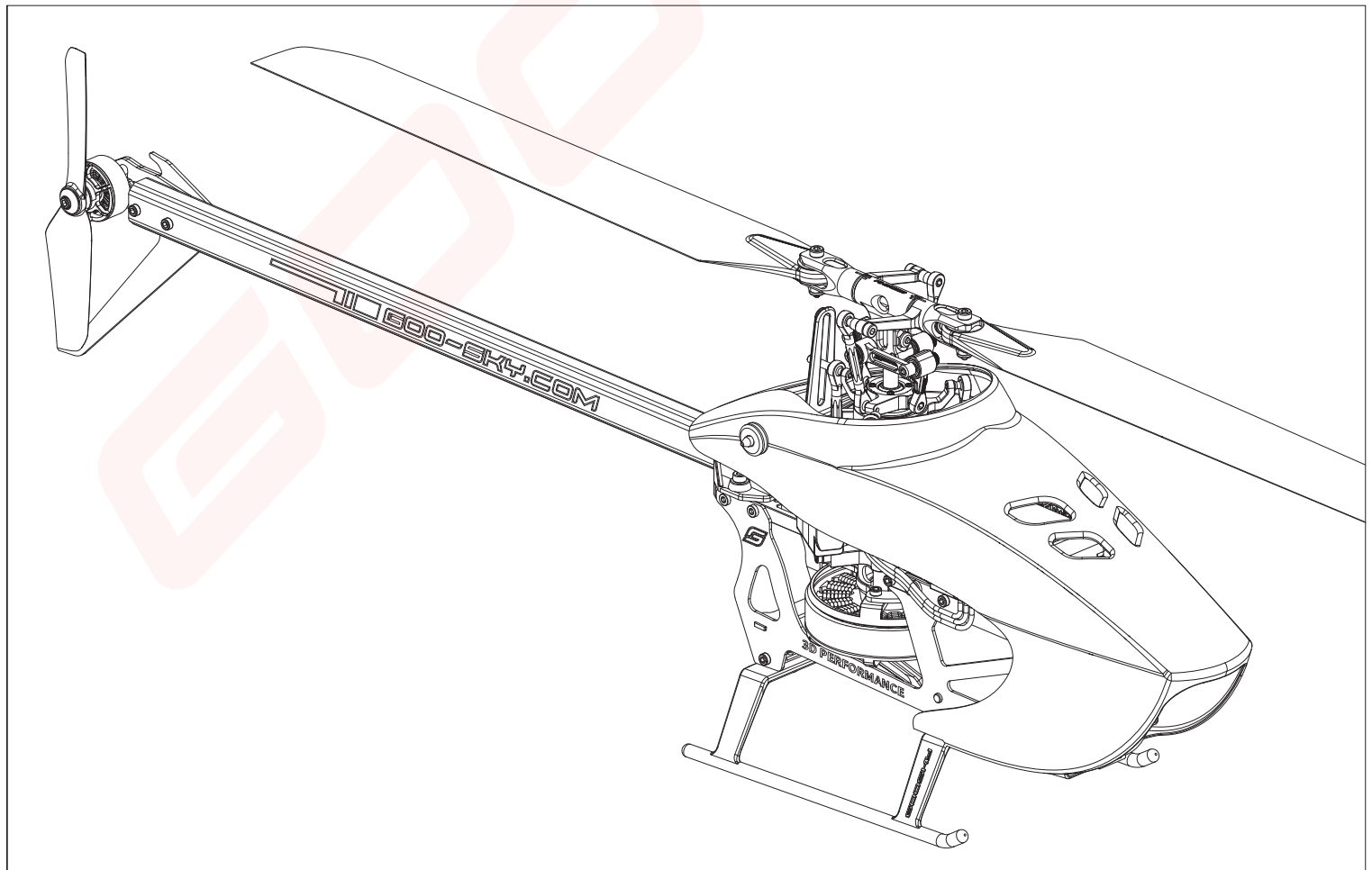
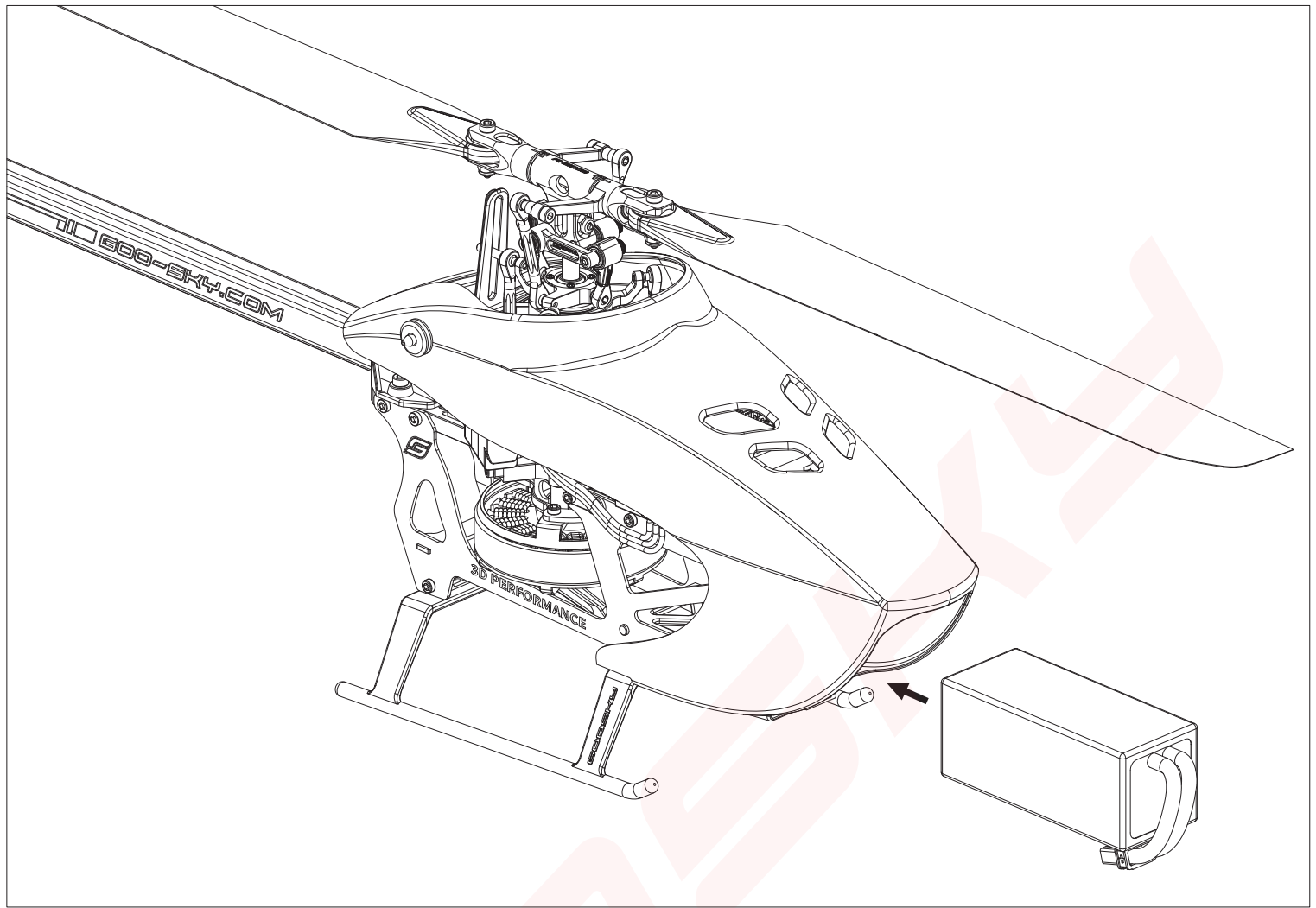


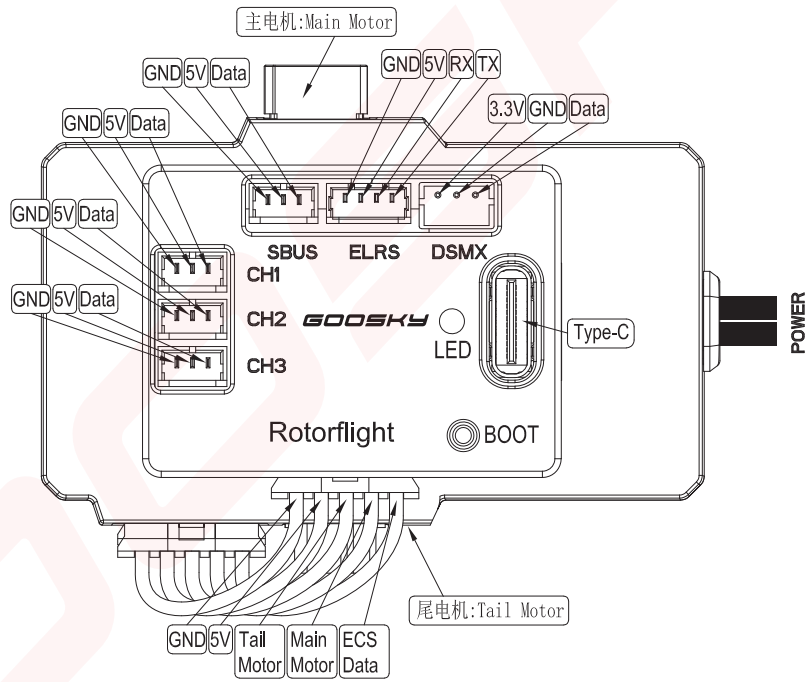
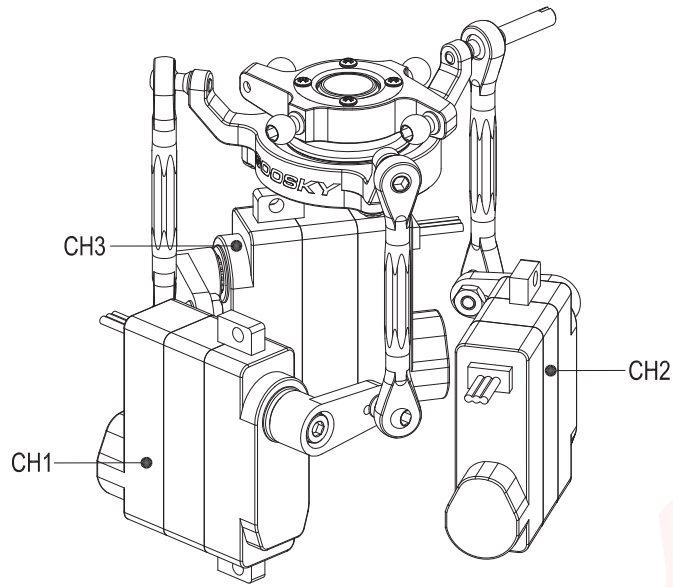










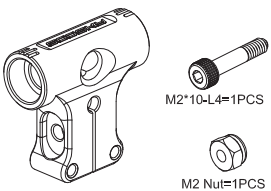

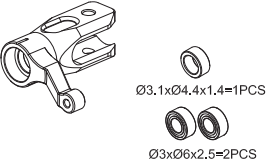
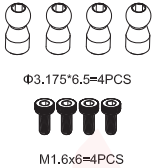




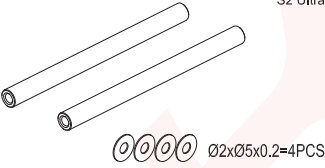
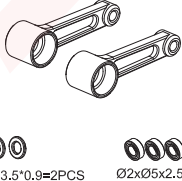
Flight Parameter Setting Introduction
飞行参数设置说明

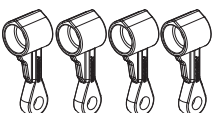

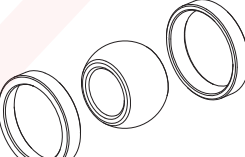
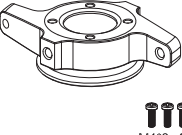
General Flight Model 一般飞行模式			
	Motor Speed 电机转速	Main Blade Pitch 螺距	
5	4800	100	11.5°
4	4800	65	5.5°
3	4800	15	1.8°
2	4800	-5	-0.6°
1	4800	-20	-2.4°


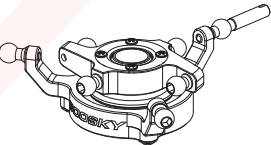
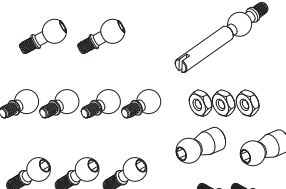
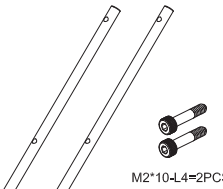
IDLE 1 Model IDLE 1模式			
	Motor Speed 电机转速	Main Blade Pitch 螺距	
5	5200	100	11.5°
4	5200	50	5.5°
3	5200	5	0.6°
2	5200	-50	-5.5°
1	5200	-100	-11.5°


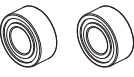
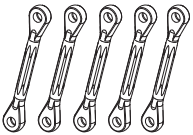
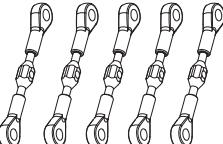
IDLE 1 Model IDLE 2模式			
	Motor Speed 电机转速	Main Blade Pitch 螺距	
5	5620	100	11.5°
4	5620	50	5.5°
3	5620	0	0°
2	5620	-50	-5.5°
1	5620	-100	-11.5°

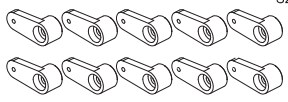
<p>Model: GT080001 配件编号: GT080001 Package: Hang tag +PE bag 包装方式: 吊卡+PE袋 Product name: Metal Main Rotor Housing set 配件名称: 主轴中心座组</p> <p>适用机型: S2 Max S2 Ultra</p>  <p>M2*10-L4=1PCS M2 Nut=1PCS</p>	<p>Model: GT000002 配件编号: GT000002 Package: Hang tag +PE bag 包装方式: 吊卡+PE袋 Product name: Damper Rubber 配件名称: 横轴减震套组</p> <p>单品10PCS 适用机型: S2 Max S2 S2 Ultra</p> 	<p>Model: GT080002 配件编号: GT080002 Package: Hang tag +PE bag 包装方式: 吊卡+PE袋 Product name: Rotor Holder Set 配件名称: 主桨夹组</p> <p>压好轴承 适用机型: S2 Max S2 S2 Ultra</p>  <p>Ø3.1xØ4.4x1.4=1PCS Ø3xØ6x2.5=2PCS</p>	<p>Model: GT000103 配件编号: GT000103 Package: Hang tag +PE bag 包装方式: 吊卡+PE袋 Product name: Rotor Clip Ball Set 配件名称: 桨夹球头组</p> <p>适用机型: S2 Max S2 S2 Ultra</p>  <p>Φ3.175*6.5=4PCS M1.6x6=4PCS</p>
--	--	--	--

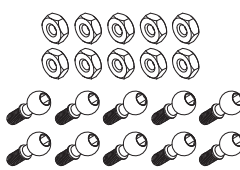
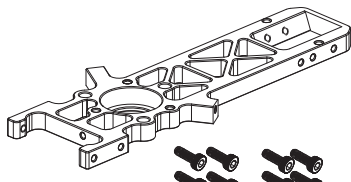
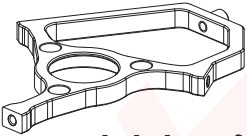

<p>Model: GT080003 配件编号: GT080003 Package: Hang tag +PE bag 包装方式: 吊卡+PE袋 Product name: Rotor Clip Bearing - (Φ3*Φ6*2.5mm) 配件名称: 主桨夹轴承组</p> <p>适用机型: S2 Max S2 S2 Ultra</p>  <p>Φ3*Φ6*2.5mm=4PCS</p>	<p>Model: GT000007 配件编号: GT000007 Package: Hang tag +PE bag 包装方式: 吊卡+PE袋 Product name: Thrust bearing set 配件名称: 推力轴承组</p> <p>单品2PCS 适用机型: S2 Max S2 S2 Ultra</p> 	<p>Model: GT000004 配件编号: GT000004 Package: Hang tag +PE bag 包装方式: 吊卡+PE袋 Product name: Feathering Shaft Set 配件名称: 横轴组</p> <p>适用机型: S2 Max S2 S2 Ultra</p>  <p>Ø2xØ5x0.2=4PCS M2x5=4PCS</p>	<p>Model: GT080004 配件编号: GT080004 Package: Hang tag +PE bag 包装方式: 吊卡+PE袋 Product name: Washout arms 配件名称: FBL控制臂组</p> <p>压好轴承 适用机型: S2 Max S2 Ultra</p>  <p>Φ2.1*Φ3.5*0.9=2PCS Ø2xØ5x2.5=4PCS</p>
---	---	---	---

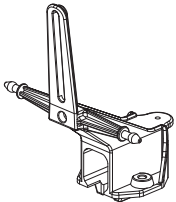
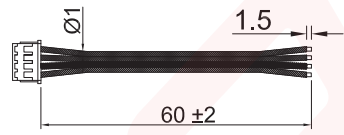

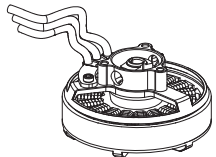
<p>Model: GT080005 配件编号: GT080005 Package: Hang tag +PE bag 包装方式: 吊卡+PE袋 Product name: Washout links 配件名称: 倾斜内盘球头座组</p> <p>单品4PCS 适用机型: S2 Max S2 Ultra</p> 	<p>Model: GT080006 配件编号: GT080006 Package: Hang tag +PE bag 包装方式: 吊卡+PE袋 Product name: Washout arm set, Washout links Bearing Set 配件名称: FBL控制臂、倾斜内盘球头座轴承组(Φ2*Φ5*2.5mm)</p> <p>单品8PCS 适用机型: S2 Max S2 Ultra</p>  <p>Φ2*Φ5*2.5mm=8PCS</p>	<p>Model: GT000108 配件编号: GT000108 Package: Hang tag +PE bag 包装方式: 吊卡+PE袋 Product name: Swashplate Ball set 配件名称: 斜盘倾斜球组件</p> <p>适用机型: S2 Max S2 S2 Ultra</p> 	<p>Model: GT000109 配件编号: GT000109 Package: Hang tag +PE bag 包装方式: 吊卡+PE袋 Product name: Swashplate Inner Ring 配件名称: 倾斜内盘</p> <p>适用机型: S2 Max S2 S2 Ultra</p>  <p>M1*3=4PCS</p>
--	---	--	---

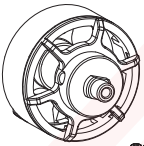
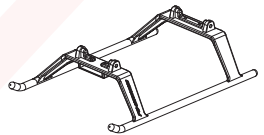
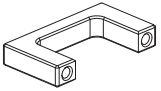

<p>Model: GT000064 配件编号: GT000064 Package: Hang tag +PE bag 包装方式: 吊卡+PE袋 Product name: Swashplate bearing set 配件名称: 倾斜盘轴承(Φ12*Φ18*4mm)</p> <p>适用机型: S2 Max S2 S2 Ultra</p>  <p>Φ12*Φ18*4mm=2PCS</p>	<p>Model: GT000008 配件编号: GT000008 Package: Hang tag +PE bag 包装方式: 吊卡+PE袋 Product name: Swashplate Set 配件名称: 倾斜盘</p> <p>适用机型: S2 Max S2 S2 Ultra</p> 	<p>Model: GT080007 配件编号: GT080007 Package: Hang tag +PE bag 包装方式: 吊卡+PE袋 Product name: Ball Joint Set 配件名称: 球头组</p> <p>适用机型: S2 Max S2 S2 Ultra</p> 	<p>Model: GT080008 配件编号: GT080008 Package: Hang tag +PE bag 包装方式: 吊卡+PE袋 Product name: Main Shaft Set 配件名称: 主轴组</p> <p>适用机型: S2 Max S2 Ultra</p>  <p>M2*10-L4=2PCS</p>
---	--	---	--





<p>Model: GT080009 配件编号: GT080009 Package: Hang tag +PE bag 包装方式: 吊卡+PE袋 Product name: Concentricity center column set 配件名称: 同心度中心柱组</p> <p>压好轴承 适用机型: S2 Max S2 Ultra</p>  <p>Ø4xØ11x4=2PCS M2.5*10=3PCS</p>	<p>Model: GT080010 配件编号: GT080010 Package: Hang tag +PE bag 包装方式: 吊卡+PE袋 Product name: Concentricity Center Column Bearing Set 配件名称: 同心度中心柱轴承组(Φ4*Φ11*4mm)</p> <p>适用机型: S2 Max S2 Ultra</p>  <p>Ø4xØ11x4=2PCS</p>	<p>Model: GT000012 配件编号: GT000012 Package: Hang tag +PE bag 包装方式: 吊卡+PE袋 Product name: Double hole ball socket 配件名称: 双孔球头座组</p> <p>单品5PCS 适用机型: S2 Max S2 S2 Ultra</p> 	<p>Model: GT000074 配件编号: GT000074 Package: Hang tag +PE bag 包装方式: 吊卡+PE袋 Product name: Upgrade Pitch Linkage rod set 配件名称: 主控螺距连杆组</p> <p>单品5PCS 适用机型: S2 Max S2 S2 Ultra</p> 
--	---	--	--

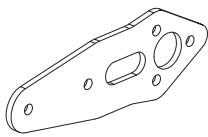
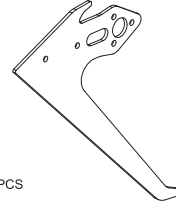
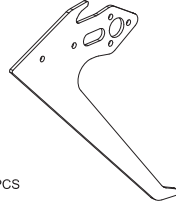
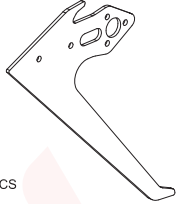
<p>Model: GT050009 配件编号: GT050009 Product name: Plastic Shell Servo 配件名称: 塑胶壳舵机组</p> <p>Package: Hang tag +PE bag 包装方式: 吊卡+PE袋</p> <p>适用机型: S2 Max S2 E2 GPS E2 S2 Ultra</p> <p>1SET</p> <p>全金属齿轮, 塑胶外壳 All metal gears, plastic casing</p> <p>Ø3.175x7.3-M1.6=1PCS M1.6=1PCS M1.6*5=2PCS</p>	<p>Model: GT000013 配件编号: GT000013 Product name: Semi-Metal Shell Servo 配件名称: 半金属壳舵机</p> <p>Package: Hang tag +PE bag 包装方式: 吊卡+PE袋</p> <p>适用机型: S2 Max S2 E2 GPS E2 S2 Ultra</p> <p>1SET</p> <p>全金属齿轮, 金属前壳 All metal gear, metal front shell</p> <p>Ø3.175x7.3-M1.6=1PCS M1.6=1PCS M1.6*4=2PCS</p>	<p>Model: GT000068 配件编号: GT000068 Product name: Full Metal Shell Servo 配件名称: 全金属壳舵机</p> <p>Package: Hang tag +PE bag 包装方式: 吊卡+PE袋</p> <p>适用机型: S2 Max S2 E2 GPS E2 S2 Ultra</p> <p>1SET</p> <p>全金属齿轮, 全金属外壳 All metal gear, all metal casing</p> <p>Ø3.175x7.3-M1.6=1PCS M1.6=1PCS M1.6*4=2PCS</p>	<p>Model: GT000014 配件编号: GT000014 Product name: Servo Swing Arm 配件名称: 舵机摆臂组</p> <p>Package: Hang tag +PE bag 包装方式: 吊卡+PE袋</p> <p>单品 10PCS 适用机型: S2 Max S2 E2 S1 S2 Ultra</p> 
--	---	---	---

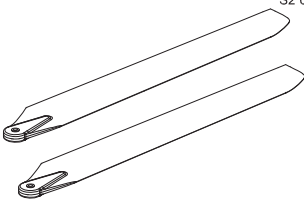
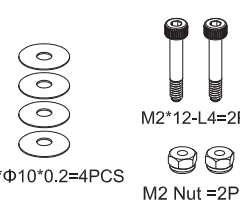
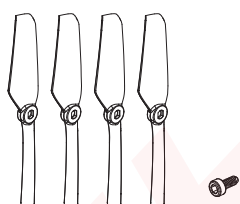
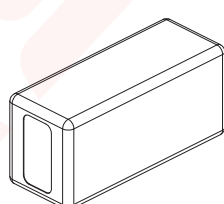
<p>Model: GT000081 配件编号: GT000081 Product name: Servo Arm Linkage Ball Set 配件名称: 舵机摆臂球头组</p> <p>Package: Hang tag +PE bag 包装方式: 吊卡+PE袋</p> <p>适用机型: S2 Max S2 S2 Ultra</p> 	<p>Model: GT080054 配件编号: GT080054 Product name: S2 Ultra Main Frame Plate 配件名称: S2 Ultra 机身主板</p> <p>Package: Hang tag +PE bag 包装方式: 吊卡+PE袋</p> <p>适用机型: S2 Ultra</p>  <p>M1.6*6=4PCS M1.6*4=4PCS</p>	<p>Model: GT080013 配件编号: GT080013 Product name: Upper frame plate 配件名称: 二楼板</p> <p>Package: Hang tag +PE bag 包装方式: 吊卡+PE袋</p> <p>适用机型: S2 Max S2 Ultra</p>  <p>M1.6*4=3PCS M1.6*6=1PCS</p>	<p>Model: GT080014 配件编号: GT080014 Product name: Body Reinforcement Plate 配件名称: 机身加强片</p> <p>Package: Hang tag +PE bag 包装方式: 吊卡+PE袋</p> <p>单品 2PCS 适用机型: S2 Max S2 Ultra</p> 
--	---	--	---

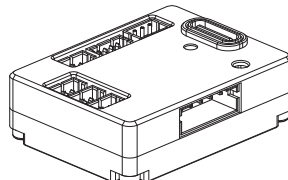
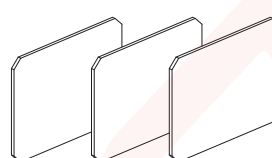
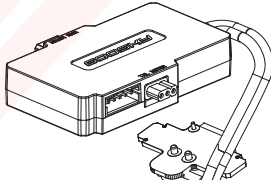
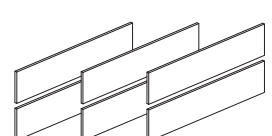
<p>Model: GT080015 配件编号: GT080015 Product name: Tail Boom Mounting Block Set 配件名称: 尾管固定座组</p> <p>Package: Hang tag +PE bag 包装方式: 吊卡+PE袋</p> <p>适用机型: S2 Max S2 Ultra</p>  <p>M1.6*4=1PCS M2*7=2PCS</p>	<p>Model: GT080048 配件编号: GT080048 Product name: ELRS receiver connection cable 配件名称: ELRS接收机连接线</p> <p>Package: Hang tag +PE bag 包装方式: 吊卡+PE袋</p> <p>单品2PCS 适用机型: S2 Max S2 Ultra</p>  <p>Ø1 1.5 60 ±2</p>	<p>Model: GT080017 配件编号: GT080017 Product name: Cable Holder Set 配件名称: 卡线座组</p> <p>Package: Hang tag +PE bag 包装方式: 吊卡+PE袋</p> <p>单品2PCS 适用机型: S2 Max S2 Ultra</p>  <p>ST1.7*4PB=2PCS</p>	<p>Model: GT080018 配件编号: GT080018 Product name: Main motor 配件名称: 主电机</p> <p>Package: Hang tag +PE bag 包装方式: 吊卡+PE袋</p> <p>适用机型: S2 Max S2 Ultra</p>  <p>M2.5*10=3PCS</p>
--	---	--	--


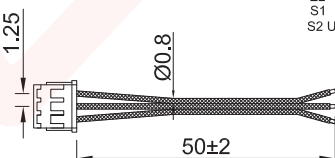
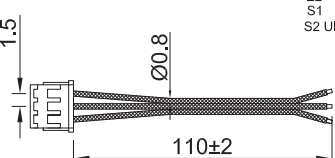
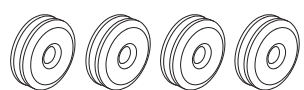
<p>Model: GT080019 配件编号: GT080019 Product name: Tail Motor 配件名称: 尾电机</p> <p>Package: Hang tag +PE bag 包装方式: 吊卡+PE袋</p> <p>适用机型: S2 Max S2 Ultra</p>  <p>M1.6*4=3PCS</p>	<p>Model: GT080020 配件编号: GT080020 Product name: Landing Skids - White 配件名称: 脚架-白色</p> <p>Package: Hang tag +PE bag 包装方式: 吊卡+PE袋</p> <p>适用机型: S2 Max S2 Ultra</p>  <p>ST1.7*8PB=4PCS</p>	<p>Model: GT000038 配件编号: GT000038 Product name: Tail boom inner mount 配件名称: 尾管内部固定座</p> <p>Package: Hang tag +PE bag 包装方式: 吊卡+PE袋</p> <p>单品 1PCS 适用机型: S2 Max S2 S2 Ultra</p> 	<p>Model: GT080021 配件编号: GT080021 Product name: Tail boom - black 配件名称: 尾管-黑色</p> <p>Package: Hang tag +PE bag 包装方式: 吊卡+PE袋</p> <p>单品 2PCS 适用机型: S2 Max S2 S2 Ultra</p> 
---	---	---	--

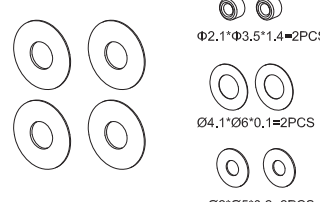
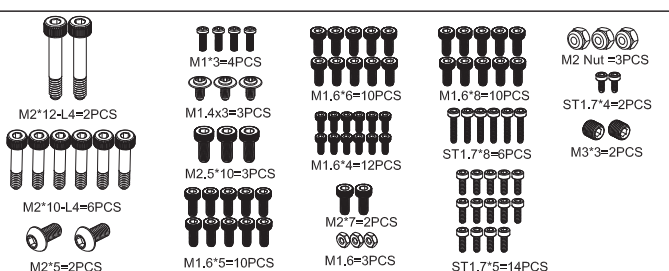
<p>Model: GT080022 配件编号: GT080022 Product name: Colored Tail Boom - white 配件名称: 彩色尾管-白色</p> <p>Package: Hang tag +PE bag 包装方式: 吊卡+PE袋</p> <p>单品 1PCS 适用机型: S2 Max S2 S2 Ultra</p> 	<p>Model: GT080023 配件编号: GT080023 Product name: Colored Tail Boom - blue 配件名称: 彩色尾管-蓝色</p> <p>Package: Hang tag +PE bag 包装方式: 吊卡+PE袋</p> <p>单品 1PCS 适用机型: S2 Max S2 S2 Ultra</p> 	<p>Model: GT080024 配件编号: GT080024 Product name: Colored Tail Boom - Orange 配件名称: 彩色尾管-橙色</p> <p>Package: Hang tag +PE bag 包装方式: 吊卡+PE袋</p> <p>单品 1PCS 适用机型: S2 Max S2 S2 Ultra</p> 	<p>Model: GT080025 配件编号: GT080025 Product name: Colored Tail Boom - purple 配件名称: 彩色尾管-紫色</p> <p>Package: Hang tag +PE bag 包装方式: 吊卡+PE袋</p> <p>单品 1PCS 适用机型: S2 Max S2 S2 Ultra</p> 
---	---	--	---

<p>Model: GT080026 Package: Hang tag +PE bag 配件编号: GT080026 包装方式: 吊卡+PE袋 Product name: Tail side panel reinforcement 配件名称: 尾侧板加强片</p> <p>单品 1PCS 适用机型: S2 Max S2 Ultra</p> 	<p>Model: GT080027 Package: Hang tag +PE bag 配件编号: GT080027 包装方式: 吊卡+PE袋 Product name: Vertical Fin - Orange 配件名称: 垂直翼-橙色</p> <p>单品 1PCS 适用机型: S2 Max S2 Ultra</p>  <p>M1.6*5=2PCS</p>	<p>Model: GT080028 Package: Hang tag +PE bag 配件编号: GT080028 包装方式: 吊卡+PE袋 Product name: Vertical Fin - Purple 配件名称: 垂直翼-紫色</p> <p>单品 1PCS 适用机型: S2 Max S2 Ultra</p>  <p>M1.6*5=2PCS</p>	<p>Model: GT080029 Package: Hang tag +PE bag 配件编号: GT080029 包装方式: 吊卡+PE袋 Product name: Vertical Fin - Blue 配件名称: 垂直翼-蓝色</p> <p>单品 1PCS 适用机型: S2 Max S2 Ultra</p>  <p>M1.6*5=2PCS</p>
---	--	---	--

<p>Model: GT080030 Package: Hang tag +PE bag 配件编号: GT080030 包装方式: 吊卡+PE袋 Product name: Main Blade Set 配件名称: 主桨组</p> <p>单品 2PCS 适用机型: S2 Max S2 Ultra</p> 	<p>Model: GT080031 Package: Hang tag +PE bag 配件编号: GT080031 包装方式: 吊卡+PE袋 Product name: Blade screw & washer set 配件名称: 主桨固定配件组</p> <p>单品 4PCS 适用机型: S2 Max S2 Ultra</p>  <p>M2*12-L4=2PCS M2 Nut =2PCS Φ4*Φ10*0.2=4PCS</p>	<p>Model: GT080032 Package: Hang tag +PE bag 配件编号: GT080032 包装方式: 吊卡+PE袋 Product name: Tail Blades Set 配件名称: 尾桨组</p> <p>单品 4PCS 适用机型: S2 Max S2 Ultra</p>  <p>M1.6*4=2PCS</p>	<p>Model: GT000047 Package: BOX 配件编号: GT000047 包装方式: 包装盒 Product name: Lipo Battery 配件名称: 锂电池组</p> <p>单品 1PCS 适用机型: S2 Max S2 Ultra</p> 
--	---	--	--

<p>Model: GT080049 Package: Hang tag +ESD bag 配件编号: GT080049 包装方式: 吊卡+防静电袋 Product name: F4-mini flight controller module - Grey 配件名称: F4-mini 飞控模块-灰色</p> <p>单品 1PCS 适用机型: S2 Max S2 Ultra</p> 	<p>Model: GT080055 Package: Hang tag +Static bag 配件编号: GT080055 包装方式: 吊卡+静电袋 Product name: F4-mini Flight Controller - 3M Shock Absorption Pad 配件名称: F4-mini 飞控-3M减震贴</p> <p>单品 3PCS 适用机型: S2 Ultra</p> 	<p>Model: GT080034 Package: Hang tag +Static bag 配件编号: GT080034 包装方式: 吊卡+静电袋 Product name: ESC module 配件名称: 电调模块</p> <p>单品 1PCS 适用机型: S2 Max S2 Ultra</p> 	<p>Model: GT080036 Package: Hang tag +PE bag 配件编号: GT080036 包装方式: 吊卡+PE袋 Product name: 3M electric shock absorber pad 配件名称: 电调3M减震贴</p> <p>单品 6PCS 适用机型: S2 Max S2 Ultra</p> 
---	--	---	---

<p>Model: GT080037 Package: Hang tag +PE bag 配件编号: GT080037 包装方式: 吊卡+PE袋 Product name: Avionics connection line 配件名称: 航电连接线</p> <p>单品 1PCS 适用机型: S2 Max S2 Ultra</p> 	<p>Model: GT000072 Package: Hang tag +PE bag 配件编号: GT000072 包装方式: 吊卡+PE袋 Product name: SBUS Receiver external cable 配件名称: SBUS 接收机外接连接线</p> <p>单品 5PCS 适用机型: S2 Max S2 E2 S1 S2 Ultra</p>  <p>1.25 Ø0.8 50±2</p>	<p>Model: GT000073 Package: Hang tag +PE bag 配件编号: GT000073 包装方式: 吊卡+PE袋 Product name: DSMX Receiver external cable 配件名称: DSMX 接收机外接连接线</p> <p>单品 5PCS 适用机型: S2 Max S2 E2 S1 S2 Ultra</p>  <p>1.5 Ø0.8 110±2</p>	<p>Model: GT080040 Package: Hang tag +PE bag 配件编号: GT080040 包装方式: 吊卡+PE袋 Product name: Canopy Fixing Ring set 配件名称: 机壳固定圈组</p> <p>单品 4PCS 适用机型: S2 Max S2 Ultra</p> 
--	--	---	--

<p>Model: GT080038 Package: Hang tag +PE bag 配件编号: GT080038 包装方式: 吊卡+PE袋 Product name: Gasket assembly 配件名称: 垫片组件</p> <p>单品 1PCS 适用机型: S2 Max S2 Ultra</p>  <p>Φ2.1*Φ3.5*1.4=2PCS Φ2.1*Φ3.5*0.9=2PCS Φ4.1*Φ6*0.1=2PCS Φ2*Ø5*0.2=2PCS Φ4*Φ10*0.2=4PCS Φ3.1*Φ4.4*1.4=2PCS M1.6螺丝套=1PCS (Φ3.1*Φ5*0.5)=2PCS</p>	<p>Model: GT080039 Package: Hang tag +PE bag 配件编号: GT080039 包装方式: 吊卡+PE袋 Product name: Screw Kit set 配件名称: 螺丝组</p> <p>单品 1PCS 适用机型: S2 Max S2 Ultra</p>  <p>M2*12-L4=2PCS M2*10-L4=6PCS M2*5=2PCS M1*3=4PCS M1.4x3=3PCS M2.5*10=3PCS M1.6*5=10PCS M1.6*6=10PCS M1.6*4=12PCS M2*7=2PCS M1.6=3PCS M2 Nut =3PCS ST1.7*4=2PCS M3*3=2PCS ST1.7*8=6PCS ST1.7*5=14PCS</p>
---	--

<p>Model: GT080041 配件编号: GT080041 Product name: Canopy Set (Purple) 配件名称: 机头罩-紫色</p> <p>Package: BOX 包装方式: 包装盒</p> <p>适用机型: S2 Max S2 Ultra</p> 	<p>Model: GT080042 配件编号: GT080042 Product name: Canopy Set (Orange) 配件名称: 机头罩-橙色</p> <p>Package: BOX 包装方式: 包装盒</p> <p>适用机型: S2 Max S2 Ultra</p> 	<p>Model: GT080043 配件编号: GT080043 Product name: Canopy Set (Blue) 配件名称: 机头罩-蓝色</p> <p>Package: BOX 包装方式: 包装盒</p> <p>适用机型: S2 Max S2 Ultra</p> 	<p>Model: GT000071 配件编号: GT000071 Product name: X130 to XT60 adapter 配件名称: XT30转XT60转接头</p> <p>Package: Hang tag +PE bag 包装方式: 吊卡+PE袋</p> <p>单品2PCS</p> 
<p>Model: GT080044 配件编号: GT080044 Product name: EPP packaging box 配件名称: EPP包装盒子</p> <p>Package: BOX 包装方式: 包装盒</p> <p>适用机型: S2 Max S2 Ultra</p> 	<p>Model: GT050042 配件编号: GT050042 Product name: P25 2-3S Charger 配件名称: P25 2-3S充电器</p> <p>Package: Hang tag +ESD bag 包装方式: 吊卡+防静电袋</p> <p>单品1PCS</p> 	<p>Model: GT000057 配件编号: GT000057 Product name: Main Blade Holder for Storage 配件名称: 主翼支架组</p> <p>Package: Hang tag +PE bag 包装方式: 吊卡+PE袋</p> <p>单品 1PCS</p> <p>适用机型: S2 Max S2 Ultra</p> 	<p>Model: GT000058 配件编号: GT000058 Product name: Swashplate servo gear set 配件名称: 斜盘舵机齿轮组</p> <p>Package: Hang tag +PE bag 包装方式: 吊卡+PE袋</p> <p>适用机型: S2 Max S2 Ultra</p> 
<p>Model: GT080045 配件编号: GT080045 Product name: Color Painted Tail Blades (Orange) 配件名称: 彩色尾桨-橙色</p> <p>Package: Hang tag +PE bag 包装方式: 吊卡+PE袋</p> <p>单品4PCS</p> <p>适用机型: S2 Max S2 Ultra</p>  <p>M1.6*4=2PCS</p>	<p>Model: GT080046 配件编号: GT080046 Product name: Color Painted Tail Blades (Purple) 配件名称: 彩色尾桨-紫色</p> <p>Package: Hang tag +PE bag 包装方式: 吊卡+PE袋</p> <p>单品4PCS</p> <p>适用机型: S2 Max S2 Ultra</p>  <p>M1.6*4=2PCS</p>	<p>Model: GT080047 配件编号: GT080047 Product name: Color Painted Tail Blades (Blue) 配件名称: 彩色尾桨-蓝色</p> <p>Package: Hang tag +PE bag 包装方式: 吊卡+PE袋</p> <p>单品 4PCS</p> <p>适用机型: S2 Max S2 Ultra</p>  <p>M1.6*4=2PCS</p>	<p>Model: GT080050 配件编号: GT080050 Product name: S2 Ultra Left Carbon Fiber Side Plate 配件名称: S2 Ultra 左碳纤维侧板</p> <p>Package: Hang tag +PE bag 包装方式: 吊卡+PE袋</p> <p>单品1PCS</p> <p>适用机型: S2 Ultra</p> 
<p>Model: GT080051 配件编号: GT080051 Product name: S2 Ultra Right Carbon Fiber Side Plate 配件名称: S2 Ultra 右碳纤维侧板</p> <p>Package: Hang tag +PE bag 包装方式: 吊卡+PE袋</p> <p>单品1PCS</p> <p>适用机型: S2 Ultra</p> 	<p>Model: GT080052 配件编号: GT080052 Product name: S2 Ultra Bottom Support Carbon Plate 配件名称: S2 Ultra 底部支撑碳板</p> <p>Package: Hang tag +PE bag 包装方式: 吊卡+PE袋</p> <p>单品 1PCS</p> <p>适用机型: S2 Ultra</p> 	<p>Model: GT080053 配件编号: GT080053 Product name: S2 Ultra Amber Canopy 配件名称: S2 Ultra 橙黄色头罩</p> <p>Package: BOX 包装方式: 包装盒</p> <p>单品 1PCS</p> <p>适用机型: S2 Max S2 Ultra</p> 	<p>Model: GT080056 配件编号: GT080056 Product name: S2 Ultra Green Canopy 配件名称: S2 Ultra 绿色头罩</p> <p>Package: BOX 包装方式: 包装盒</p> <p>单品 1PCS</p> <p>适用机型: S2 Max S2 Ultra</p> 
<p>Model: GT080057 配件编号: GT080057 Product name: Vertical Fin - Green 配件名称: 垂直翼-绿色</p> <p>Package: Hang tag +PE bag 包装方式: 吊卡+PE袋</p> <p>适用机型: S2 Max S2 Ultra</p>  <p>M1.6*5=2PCS</p>	<p>Model: GT080058 配件编号: GT080058 Product name: Vertical Fin - Amber 配件名称: 垂直翼-橙黄色</p> <p>Package: Hang tag +PE bag 包装方式: 吊卡+PE袋</p> <p>适用机型: S2 Max S2 Ultra</p>  <p>M1.6*5=2PCS</p>	<p>Model: GT080059 配件编号: GT080059 Product name: S2 Ultra battery compartment upper seat 配件名称: S2 Ultra 电池舱上座</p> <p>Package: Hang tag +PE bag 包装方式: 吊卡+PE袋</p> <p>适用机型: S2 Ultra</p>  <p>ST1.7*5=4PCS</p>	<p>Model: GT080060 配件编号: GT080060 Product name: S2 Ultra lower battery compartment 配件名称: S2 Ultra 电池舱下座</p> <p>Package: Hang tag +PE bag 包装方式: 吊卡+PE袋</p> <p>适用机型: S2 Ultra</p>  <p>ST1.7*5=2PCS</p>

- EU Declaration of Conformity
 Hereby, Shenzhen Goosky Innovation Technology Co., Ltd. (GOOSKY) declares that the radio equipment type: S2 Ultra Helicopter and the accessories supplied with it is in compliance with Directive 2014/53/EU.
 The full text of the EU declaration of conformity is available at the following internet address:
<https://www.goo-sky.com/DownLoad/187121.html>
 This 2.4GHz radio equipment can be used without any prior registration or individual authorisation in the entire European Union
- Recycling and Waste Disposal Note (European Union)
 Electrical equipment marked with the crossed-out waste bin symbol must not be discarded in the domestic waste; it should be disposed off via the appropriate specialised disposal system. In the countries of the EU (European Union) electrical devices must not be discarded via the normal domestic waste system (WEEE - Waste of Electrical and Electronic Equipment, Directive 2012/19/EU). You can take your unwanted equipment to your nearest public collection point or recycling centre, where it will be disposed off in the proper manner at no charge to you. By disposing off your old equipment in a responsible manner you make an important contribution to the safeguarding of the environment!
- EU-Konformitätserklärung
 Hiermit erklärt Shenzhen Goosky Innovation Technology Co., Ltd. (GOOSKY), dass der Funkanlagentyp: S2 Ultra Helicopter und das mitgelieferte Zubehör der Richtlinie 2014/53/EU entspricht.
 Der vollständige Text der EU-Konformitätserklärung ist unter folgender Internetadresse verfügbar:
<https://www.goo-sky.com/DownLoad/187121.html>
 Diese 2,4-GHz-Funkanlage kann in der gesamten Europäischen Union ohne vorherige Registrierung oder individuelle Genehmigung verwendet werden.
- Hinweis zur Entsorgung und zum Recycling (Europäische Union)
 Elektrische Geräte, die mit dem Symbol einer durchgestrichenen Mülltonne gekennzeichnet sind, dürfen nicht im Hausmüll entsorgt werden. Sie müssen über ein entsprechendes spezialisiertes Entsorgungssystem entsorgt werden.
 In den Ländern der Europäischen Union dürfen elektrische Geräte nicht über den normalen Hausmüll entsorgt werden (WEEE – Richtlinie 2012/19/EU über Elektro- und Elektronik-Altgeräte).
 Sie können Ihre nicht mehr benötigten Geräte bei der nächstgelegenen öffentlichen Sammelstelle oder einem Recyclingzentrum abgeben, wo sie ordnungsgemäß und kostenlos entsorgt werden.
 Durch die verantwortungsvolle Entsorgung Ihrer Altgeräte leisten Sie einen wichtigen Beitrag zum Umweltschutz!
- Déclaration UE de Conformité
 Par la présente, Shenzhen Goosky Innovation Technology Co., Ltd. (GOOSKY) déclare que le type d'équipement radio : Hélicoptère S2 Ultra et les accessoires fournis sont conformes à la directive 2014/53/UE.
 Le texte complet de la déclaration UE de conformité est disponible à l'adresse Internet suivante :
<https://www.goo-sky.com/DownLoad/187121.html>
 Cet équipement radio 2,4 GHz peut être utilisé sans enregistrement préalable ni autorisation individuelle dans toute l'Union européenne.
- Avis sur le recyclage et l'élimination des déchets (Union européenne)
 Les équipements électriques portant le symbole de la poubelle barrée ne doivent pas être jetés avec les déchets ménagers. Ils doivent être éliminés par un système de collecte spécialisé approprié.
 Dans les pays de l'Union européenne, les appareils électriques ne doivent pas être jetés avec les déchets ménagers ordinaires (DEEE – Déchets d'Équipements Électriques et Électroniques, Directive 2012/19/UE).
 Vous pouvez déposer vos anciens équipements au point de collecte public ou au centre de recyclage le plus proche, où ils seront éliminés correctement et gratuitement.
 En éliminant vos anciens équipements de manière responsable, vous contribuez de manière importante à la protection de l'environnement !
- Declaración UE de Conformidad
 Por la presente, Shenzhen Goosky Innovation Technology Co., Ltd. (GOOSKY) declara que el tipo de equipo radioeléctrico: Helicóptero S2 Ultra y los accesorios suministrados cumplen con la Directiva 2014/53/UE.
 El texto completo de la declaración UE de conformidad está disponible en la siguiente dirección de Internet:
<https://www.goo-sky.com/DownLoad/187121.html>
 Este equipo de radio de 2,4 GHz puede utilizarse sin ningún registro previo ni autorización individual en toda la Unión Europea.
- Nota sobre reciclaje y eliminación de residuos (Unión Europea)
 Los equipos eléctricos marcados con el símbolo del contenedor tachado no deben eliminarse junto con los residuos domésticos. Deben eliminarse mediante un sistema especializado de recogida.
 En los países de la Unión Europea, los dispositivos eléctricos no deben desecharse con la basura doméstica común (RAEE – Residuos de Aparatos Eléctricos y Electrónicos, Directiva 2012/19/UE).
 Puede llevar sus equipos no deseados al punto de recogida pública o al centro de reciclaje más cercano, donde serán eliminados de forma adecuada y sin ningún coste para usted.
 Al eliminar sus antiguos equipos de forma responsable, usted contribuye significativamente a la protección del medio ambiente.

- **Declaração UE de Conformidade**

Por este meio, a Shenzhen Goosky Innovation Technology Co., Ltd. (GOOSKY) declara que o tipo de equipamento de rádio: Helicóptero S2 Ultra e os acessórios fornecidos estão em conformidade com a Diretiva 2014/53/UE.
O texto completo da declaração de conformidade da UE está disponível no seguinte endereço da internet:
<https://www.goo-sky.com/DownLoad/187121.html>
Este equipamento de rádio de 2,4 GHz pode ser utilizado em toda a União Europeia sem qualquer registo prévio ou autorização individual.
- **Nota sobre Reciclagem e Eliminação de Resíduos (União Europeia)**

Os equipamentos elétricos marcados com o símbolo do contentor de lixo riscado não devem ser eliminados com os resíduos domésticos. Devem ser eliminados através de um sistema especializado de recolha.
Nos países da União Europeia, os dispositivos elétricos não devem ser eliminados juntamente com o lixo doméstico normal (REEE – Resíduos de Equipamentos Elétricos e Eletrónicos, Diretiva 2012/19/UE).
Pode entregar o equipamento que já não deseja no ponto de recolha pública ou centro de reciclagem mais próximo, onde será devidamente eliminado, sem quaisquer custos para si.
Ao eliminar os seus equipamentos antigos de forma responsável, está a contribuir significativamente para a proteção do meio ambiente!
- **Dichiarazione di Conformità UE**

Con la presente, Shenzhen Goosky Innovation Technology Co., Ltd. (GOOSKY) dichiara che il tipo di apparecchiatura radio: Elicottero S2 Ultra e gli accessori forniti sono conformi alla Direttiva 2014/53/UE.
Il testo completo della dichiarazione di conformità UE è disponibile al seguente indirizzo Internet:
<https://www.goo-sky.com/DownLoad/187121.html>
Questa apparecchiatura radio a 2,4 GHz può essere utilizzata nell'intera Unione Europea senza alcuna registrazione preventiva o autorizzazione individuale.
- **Nota sul riciclaggio e lo smaltimento dei rifiuti (Unione Europea)**

Le apparecchiature elettriche contrassegnate con il simbolo del bidone barrato non devono essere smaltite nei rifiuti domestici. Devono essere smaltite attraverso un sistema di raccolta specializzato.
Nei paesi dell'Unione Europea, i dispositivi elettrici non devono essere smaltiti insieme ai normali rifiuti domestici (RAEE – Rifiuti di Apparecchiature Elettriche ed Elettroniche, Direttiva 2012/19/UE).
È possibile portare le apparecchiature non desiderate presso il punto di raccolta pubblico o il centro di riciclaggio più vicino, dove verranno smaltite correttamente e gratuitamente.
Smaltendo i vecchi dispositivi in modo responsabile, si contribuisce in modo importante alla salvaguardia dell'ambiente!
- **Deklaracja zgodności UE**

Niniejszym firma Shenzhen Goosky Innovation Technology Co., Ltd. (GOOSKY) oświadcza, że typ urządzenia radiowego: helikopter S2 Ultra oraz dostarczone akcesoria są zgodne z Dyrektywą 2014/53/UE.
Pełny tekst deklaracji zgodności UE dostępny jest pod następującym adresem internetowym:
<https://www.goo-sky.com/DownLoad/187121.html>
To urządzenie radiowe 2,4 GHz może być używane na terenie całej Unii Europejskiej bez wcześniejszej rejestracji lub indywidualnego zezwolenia.
- **Informacja o recyklingu i utylizacji odpadów (Unia Europejska)**

Sprzęt elektryczny oznaczony symbolem przekreślonego kosza na śmieci nie może być wyrzucany do odpadów domowych. Powinien być zutylizowany w odpowiednim systemie specjalistycznej utylizacji.
W krajach Unii Europejskiej urządzenia elektryczne nie mogą być wyrzucane do zwykłych odpadów komunalnych (WEEE – Zużyty sprzęt elektryczny i elektroniczny, Dyrektywa 2012/19/UE).
Niechciane urządzenia można oddać do najbliższego publicznego punktu zbiórki lub centrum recyklingu, gdzie zostaną odpowiednio zutylizowane bez żadnych opłat.
Odpowiedzialne pozbycie się starego sprzętu to ważny wkład w ochronę środowiska!
- **Декларация соответствия ЕС**

Настоящим компания Shenzhen Goosky Innovation Technology Co., Ltd. (GOOSKY) заявляет, что тип радиооборудования: вертолет S2 Ultra и поставляемые с ним аксессуары соответствуют Директиве 2014/53/EU.
Полный текст декларации соответствия ЕС доступен по следующему интернет-адресу:
<https://www.goo-sky.com/DownLoad/187121.html>
Это радиоустройство 2,4 ГГц может использоваться на всей территории Европейского Союза без предварительной регистрации или индивидуального разрешения.
- **Informacja o przerobce i utylizacji odpadów (Europejski sojuz)**

Elektryczne urządzenie, oznaczone symbolem zamkniętego pojemnika na śmieci, nie podlega utylizacji wraz z odpadami domowymi. Ono powinno być utylizowane przez specjalizowaną system przetwarzania.
W krajach Europejskiego sojuzu elektryczne urządzenia nie podlegają utylizacji przez zwykłą system zbierania odpadów.
(WEEE — Odpady elektrycznego i elektronicznego urządzenia, Dyrektywa 2012/19/EU).
Wy możecie zdać ненужное оборудование в ближайший общественный пункт приёма или центр переработки, где его утилизируют должным образом и бесплатно.
Ответственная утилизация старого оборудования — это важный вклад в охрану окружающей среды!

GOOSKY

Guangdong Goosky Technology Innovation Co., Ltd.
www.goo-sky.com

© 2025